



MEN'S  
**Bb**  
BASKETBALL



# ALL-TIME **RECORDS**



20  
06

MARYLAND

27  
SPORTS

1  
TEAM



# YEAR-BY-YEAR FINISHES

Year	Overall			Final Rank	Home			Away			Neu.			Conference				Conference Tour.			Coach	Postseason
	Win	Loss	Pct.		Home	Away	Neu.	Win	Loss	Pct.	Finish	Win	Loss	Finish	Win	Loss	Finish					
1904-05	0	2	.000																			
1910-11	3	9	.250		2-3	1-6																
1913-14	0	16	.000		0-5	0-11																
1918-19	1	5	.167		0-0	0-0	1-5															
1923-24	5	7	.417		3-6	1-0	1-1	1	2	.333	11th	1	1	Quarterfinals	H. Burton Shipley							
1924-25	12	5	.706		7-2	4-2	1-1	3	1	.750	4th	0	1	First Round	H. Burton Shipley							
1925-26	14	3	.824		10-1	4-1	0-1	7	1	.875	4th	0	1	First Round	H. Burton Shipley							
1926-27	10	10	.500		7-2	3-7	0-1	6	4	.600	9th	0	1	First Round	H. Burton Shipley							
1927-28	14	4	.778		11-0	3-4		8	1	.889	4th			DNP	H. Burton Shipley							
1928-29	7	9	.438		3-5	4-3	0-1	2	5	.286	21st	0	1	First Round	H. Burton Shipley							
1929-30	16	6	.727		10-3	6-2	0-1	9	5	.643	10th	0	1	First Round	H. Burton Shipley							
1930-31	18	4	.818		10-2	4-2	4-0	8	1	.889	2nd	2	0	Champions	H. Burton Shipley							
1931-32	16	4	.800		11-1	5-2	0-1	9	1	.900	T1st	0	1	First Round	H. Burton Shipley							
1932-33	11	9	.550		10-2	1-6	0-1	7	3	.700	3rd	0	1	First Round	H. Burton Shipley							
1933-34	11	8	.579		9-4	2-3	0-1	6	1	.857	3rd	0	1	First Round	H. Burton Shipley							
1934-35	8	10	.444		6-8	2-2		4	3	.571	5th			DNP	H. Burton Shipley							
1935-36	14	6	.700		9-3	4-2	1-1	4	3	.571	4th	1	1	Semifinals	H. Burton Shipley							
1936-37	8	12	.400		7-4	1-7	0-1	5	8	.385	T10th	0	1	First Round	H. Burton Shipley							
1937-38	15	9	.625		10-3	4-5	1-1	6	4	.600	7th	1	1	Semifinals	H. Burton Shipley							
1938-39	15	9	.625		9-2	4-6	2-1	8	3	.727	T2nd	2	1	Finals	H. Burton Shipley							
1939-40	14	9	.609		9-2	4-6	1-1	7	5	.583	5th	1	1	Semifinals	H. Burton Shipley							
1940-41	1	21	.045		1-10	0-11		0	13	.000	15th			DNP	H. Burton Shipley							
1941-42	7	15	.318		4-5	3-10		3	8	.273	T12th			DNP	H. Burton Shipley							
1942-43	8	8	.500		5-3	3-5		5	5	.500	9th			DNP	H. Burton Shipley							
1943-44	4	14	.222		3-6	1-7	0-1	2	1	.667	4th	0	1	First Round	H. Burton Shipley							
1944-45	2	14	.125		1-5	1-8	0-1	2	5	.286	9th	0	1	First Round	H. Burton Shipley							
1945-46	9	12	.429		8-4	1-7	0-1	5	4	.556	5th	0	1	First Round	H. Burton Shipley							
1946-47	14	10	.583		9-3	5-6	0-1	9	5	.643	5th	0	1	First Round	H. Burton Shipley							
1947-48	11	14	.444		6-4	5-9	0-1	9	7	.563	4th	0	1	First Round	H. Burton Shipley							
1948-49	9	18	.333		4-5	5-11	0-2	8	7	.533	8th	0	1	First Round	Flucie Stewart							
1949-50	7	18	.280		6-6	1-12		5	13	.278	13th			DNP	Flucie Stewart							
1950-51	16	11	.593		10-3	5-7	1-1	11	8	.579	8th	1	1	Semifinals	Flucie Stewart							
1951-52	13	9	.542		8-1	5-7	0-1	9	5	.643	T6th	0	1	First Round	Bud Millikan							
1952-53	15	8	.652		8-2	6-5	1-1	12	3	.800	T2nd	1	1	Semifinals	Bud Millikan							
1953-54	23	7	.767	[20] [NR]	9-2	11-4	3-1	7	2	.778	2nd	1	1	Semifinals	Bud Millikan							
1954-55	17	7	.708		7-2	7-4	3-1	10	4	.714	3rd	0	1	Quarterfinals	Bud Millikan							
1955-56	14	10	.583		9-5	5-4	0-1	7	7	.500	5th	0	1	Quarterfinals	Bud Millikan							
1956-57	16	10	.615		8-2	5-6	3-2	9	5	.643	2nd	1	1	Semifinals	Bud Millikan							
1957-58	22	7	.759	[6] [6]	10-1	6-4	6-2	9	5	.643	4th	3	0	Champions	Bud Millikan					NCAA Elite Eight (2-1)		
1958-59	10	13	.435		7-3	2-8	1-2	7	7	.500	T3rd	0	1	Quarterfinals	Bud Millikan							
1959-60	15	8	.652		8-2	7-5	0-1	9	5	.643	3rd	0	1	Quarterfinals	Bud Millikan							
1960-61	14	12	.538		9-2	3-8	2-2	6	8	.750	5th	1	1	Semifinals	Bud Millikan							
1961-62	8	17	.320		4-6	4-8	0-3	3	11	.214	7th	0	1	Quarterfinals	Bud Millikan							
1962-63	8	13	.381		5-6	3-6	0-1	4	10	.286	T6th	0	1	Quarterfinals	Bud Millikan							
1963-64	9	17	.346		5-4	2-10	2-3	5	9	.357	6th	0	1	Quarterfinals	Bud Millikan							
1964-65	18	8	.692		9-3	7-4	2-1	10	4	.714	T2nd	1	1	Semifinals	Bud Millikan							
1965-66	14	11	.560		7-3	5-7	2-1	7	7	.500	5th	0	1	Quarterfinals	Bud Millikan							
1966-67	11	14	.440		5-5	4-8	2-1	5	9	.357	T5th	0	1	Quarterfinals	Bud Millikan							
1967-68	8	16	.333		7-3	1-11	0-2	4	10	.286	6th	0	1	Quarterfinals	Frank Fellows							
1968-69	8	18	.308		4-6	3-10	1-2	2	12	.143	T7th	0	1	Quarterfinals	Frank Fellows							
1969-70	13	13	.500		10-4	3-7	0-2	5	9	.357	6th	0	1	Quarterfinals	Lefty Driesell							
1970-71	14	12	.538		11-4	3-7	0-1	5	9	.357	T6th	0	1	Quarterfinals	Lefty Driesell							
1971-72	27	5	.844	[14] [11]	14-0	7-4	6-1	8	4	.667	T2nd	2	1	Finals	Lefty Driesell					NIT Champions (4-0)		
1972-73	23	7	.767	[8] [10]	12-1	8-4	3-2	7	5	.583	3rd	2	1	Finals	Lefty Driesell					NCAA Elite Eight (1-1)		
1973-74	23	5	.821	[4] [4]	12-1	7-3	4-1	9	3	.750	T2nd	2	1	Finals	Lefty Driesell							
1974-75	24	5	.828	[5] [5]	12-2	10-1	2-2	10	2	.833	1st	0	1	Quarterfinals	Lefty Driesell					NCAA Elite Eight (2-1)		
1975-76	22	6	.786	[11] [13]	13-2	8-3	1-1	7	5	.583	T2nd	1	1	Semifinals	Lefty Driesell							
1976-77	19	8	.704		15-4	3-3	1-1	7	5	.583	4th	0	1	Quarterfinals	Lefty Driesell							
1977-78	15	13	.536		10-4	1-8	4-1	3	9	.250	6th	1	1	Semifinals	Lefty Driesell							
1978-79	19	11	.633		12-4	4-4	3-3	6	6	.500	4th	1	1	Semifinals	Lefty Driesell					NIT Second Round (1-1)		
1979-80	24	7	.774	[8] [8]	16-0	4-4	4-3	11	3	.786	1st	2	1	Finals	Lefty Driesell					NCAA Sweet 16 (1-1)		
1980-81	21	10	.677	[18] [11]	12-3	5-5	4-2	8	6	.571	4th	2	1	Finals	Lefty Driesell					NCAA Second Round (1-1)		

Year	Overall			Final Rank	Home			Away			Neu.			Conference				Conference Tourn.			Coach	Postseason
	Win	Loss	Pct.		Home	Away	Neu.	Win	Loss	Pct.	Finish	Win	Loss	Finish	Win	Loss	Finish					
1981-82	16	13	.551		13-3	2-8	1-2	5	9	.357	5th	0	1	Quarterfinals	Lefty Driesell	NIT Second Round (2-1)						
1982-83	20	10	.667		14-3	5-4	1-3	8	6	.571	T3rd	0	1	Quarterfinals	Lefty Driesell	NCAA Second Round (1-1)						
1983-84	24	8	.750	[11][10]	13-2	6-4	5-2	9	5	.643	2nd	3	0	Champions	Lefty Driesell	NCAA Sweet 16 (1-1)						
1984-85	25	12	.676		14-2	7-6	4-4	8	6	.571	T4th	0	1	Quarterfinals	Lefty Driesell	NCAA Sweet 16 (2-1)						
1985-86	19	14	.576		10-5	6-7	3-2	6	8	.429	6th	1	1	Semifinals	Lefty Driesell	NCAA Second Round (1-1)						
1986-87	9	17	.346		8-8	1-8	0-1	0	14	.000	8th	0	1	Quarterfinals	Bob Wade							
1987-88	18	13	.581		8-4	6-7	4-2	6	8	.429	5th	1	1	Semifinals	Bob Wade	NCAA Second Round (1-1)						
1988-89	9	20	.310		5-9	0-10	4-1	1	13	.071	8th	1	1	Semifinals	Bob Wade							
1989-90	19	14	.576		12-4	3-6	4-4	6	8	.429	T5th	0	1	Quarterfinals	Gary Williams	NIT Second Round (1-1)						
1990-91	16	12	.571		11-3	3-8	2-1	5	9	.357	7th		DNP		Gary Williams							
1991-92	14	15	.483		10-5	2-7	2-3	5	11	.313	8th	1	1	Semifinals	Gary Williams							
1992-93	12	16	.429		8-7	2-8	2-1	2	14	.125	8th	1	1	Semifinals	Gary Williams							
1993-94	18	12	.600	[NR][20]	10-3	4-6	4-3	8	8	.500	T4th	0	1	Quarterfinals	Gary Williams	NCAA Sweet 16 (2-1)						
1994-95	26	8	.765	[10][11]	16-0	4-4	6-4	12	4	.750	T1st	1	1	Semifinals	Gary Williams	NCAA Sweet 16 (2-1)						
1995-96	17	13	.567		11-3	3-5	3-5	8	8	.500	T4th	1	1	Semifinals	Gary Williams	NCAA First Round (0-1)						
1996-97	21	11	.656	[22][NR]	11-3	5-4	5-4	9	7	.562	T4th	1	1	Semifinals	Gary Williams	NCAA First Round (0-1)						
1997-98	21	11	.656	[20][15]	12-2	3-5	6-4	10	6	.625	3rd	1	1	Semifinals	Gary Williams	NCAA Sweet 16 (2-1)						
1998-99	28	6	.824	[5][8]	13-1	7-3	8-2	13	3	.813	2nd	1	1	Semifinals	Gary Williams	NCAA Sweet 16 (2-1)						
1999-00	25	10	.714	[17][25]	15-1	4-5	6-4	11	5	.688	2nd	2	1	Finals	Gary Williams	NCAA Second Round (1-1)						
2000-01	25	11	.694	[11][4]	11-3	6-3	8-5	10	6	.625	3rd	1	1	Semifinals	Gary Williams	NCAA Final Four (4-1)						
2001-02	32	4	.889	[4][1]	15-0	7-2	10-2	15	1	.838	1st	1	1	Semifinals	Gary Williams	NCAA CHAMPIONS (6-0)						
2002-03	21	10	.667	[17][10]	14-2	4-4	3-4	11	5	.688	T2nd	0	1	Quarterfinals	Gary Williams	NCAA Sweet 16 (2-1)						
2003-04	20	12	.625	[19][24]	12-4	4-5	4-3	7	9	.438	6th	3	0	Champions	Gary Williams	NCAA Second Round (1-1)						
2004-05	19	13	.594		15-3	2-7	2-3	7	9	.438	T6th	0	1	Quarterfinals	Gary Williams	NIT Semifinals (3-1)						

[ ]/[ ] indicates final rankings in AP and Coaches Polls

# COACHING HISTORY



**H. BURTON SHIPLEY**

1923-24 to 1946-47  
24 seasons  
Overall: 243-199 (.550)  
SC: 124-91 (.577)



**FLUCIE STEWART**

1947-48 to 1949-50  
3 seasons  
Overall: 27-48 (.360)  
SC: 22-27 (.468)



**BUD MILLIKAN**

1950-51 to 1966-67  
17 seasons  
Overall: 243-182 (.572)  
SC/ACC: 130-109 (.544)



**FRANK FELLOWS**

1967-68 to 1968-69  
2 seasons  
Overall: 16-34 (.320)  
ACC: 6-22 (.214)



**CHARLES "LEFTY" DRIESELL**

1969-70 to 1985-86  
17 seasons  
Overall: 348-159 (.686)  
ACC: 122-100 (.550)



**BOB WADE**

1986-87 to 1988-89  
3 seasons  
Overall: 36-50 (.419)  
ACC: 7-35 (.167)



**GARY WILLIAMS**

1989-90 to Present  
16 seasons  
Overall: 334-178 (.652)  
ACC: 139-113 (.552)

# ARENA HISTORY



**THE GYMNASIUM  
1923-24 TO 1930-31**

All-Time Record: 61-21 (8)  
H. Burton Shipley (61-21 in 8 seasons)



**RITCHIE COLISEUM  
1931-32 TO 1954-55**

All-Time Record: 169-90 (24)  
H. Burton Shipley (111-65 in 16 seasons)  
Flucie Stewart (16-15 in 3 seasons)  
Bud Millikan (42-10 in 5 seasons)



**COLE FIELD HOUSE  
1955-56 TO 2001-02**

All-Time Record: 476-151 (47)  
Bud Millikan (86-42 in 12 seasons)  
Frank Fellows (11-9 in 2 seasons)  
Charles "Lefty" Driesell (213-44 in 17 seasons)  
Bob Wade (21-21 in 3 seasons)  
Gary Williams (155-35 in 13 seasons)



**COMCAST CENTER  
2002-03 TO PRESENT**

All-Time Record: 31-9 (3)  
Gary Williams (31-9 in 3 seasons)



20  
06

MARYLAND

27  
SPORTS

1  
TEAM



# ALL-TIME IN THE AP POLL

## MARYLAND WEEK-BY-WEEK IN ASSOCIATED PRESS POLLS

1948-49	-Not Ranked-																		
1949-50	-Not Ranked-																		
1950-51	-Not Ranked-																		
1951-52	-Not Ranked-																		
1952-53	-Not Ranked-																		
1953-54	D8	D15	D22	D29	J5	J12	J19	J26	F2	F9	F16	F23	M2	M9	M23				
	-	-	-	-	-	-	-	-	-	-	-	-	-	-	-				
1954-55	D7	D14	D21	D28	J4	J11	J18	J25	F1	F8	F15	F22	M1	M8					
	-	-	-	-	11	11	6	8	12	11	11	17	14	20					
1955-56	-Not Ranked-																		
1956-57	-Not Ranked-																		
1957-58	D10	D17	D24	D31	J7	J14	J21	J28	F4	F11	F18	F25	M4	M11					
	-	6	6	7	11	8	6	9	8	9	14	17	17	6					
1958-59	-Not Ranked-																		
1959-60	-Not Ranked-																		
1960-61	D13	D20	D27	J3	J10	J17	J24	J31	F7	F14	F21	F28	M7						
	12	-	-	-	-	-	-	-	-	-	-	-	-						
1961-62	-Not Ranked-																		
1962-63	-Not Ranked-																		
1963-64	-Not Ranked-																		
1964-65	-Not Ranked-																		
1965-66	-Not Ranked-																		
1966-67	-Not Ranked-																		
1967-68	-Not Ranked-																		
1968-69	-Not Ranked-																		
1969-70	-Not Ranked-																		
1970-71	-Not Ranked-																		
1971-72	PS	D7	D14	D21	D28	J4	J11	J18	J25	F1	F8	F15	F22	F29	M7	M14			
	6	5	15	15	16	12	-	-	18	-	-	19	12	18	13	14			
1972-73	PS	D5	D12	D19	D26	J2	J9	J16	J23	J30	F6	F13	F20	F27	M6	M13			
	3	3	3	2	2	2	2	3	4	3	9	10	8	9	10	8			
1973-74	PS	D4	D11	D18	D25	J2	J8	J15	J22	J29	F5	F12	F19	F26	M5	M12	M19	M27	
	4	4	4	2	2	3	3	4	5	6	7	6	5	5	4	4	4	4	
1974-75	PS	D3	D10	D17	D24	D31	J7	J14	J21	J28	F4	F11	F18	F25	M4	M11	M18	M25	A2
	4	4	5	5	7	5	5	3	8	4	3	3	2	2	4	4	5	5	
1975-76	PS	D2	D9	D16	D23	D30	J6	J13	J20	J27	F3	F10	F17	F24	M2	M9	M16		
	3	2	2	2	2	2	2	2	7	5	4	7	10	9	12	11			
1976-77	PS	N30	D7	D14	D21	D28	J4	J11	J18	J25	F1	F8	F15	F22	M1	M8	M15		
	8	16	17	14	15	16	15	14	13	-	-	-	-	-	-	-	-	-	-
1977-78	PS	N29	D6	D13	D20	D27	J3	J10	J17	J24	J31	F7	F14	F21	F28	M6	M13		
	14	14	12	18	20	14	15	-	-	-	-	-	-	-	-	-	-	-	-
1978-79	PS	N28	D5	D12	D19	D26	J3	J9	J16	J23	J30	F6	F13	F20	F27	M6	M13		
	-	19	19	-	-	-	20	-	-	19	-	17	-	-	-	-	-	-	-
1979-80	PS	D4	D11	D18	D26	J2	J8	J15	J22	J29	F5	F12	F19	F26	M4				
	-	-	-	-	-	-	-	-	15	12	7	8	9	7	8				
1980-81	PS	D2	D9	D16	D23	D30	J6	J13	J20	J27	F3	F10	F17	F24	M3	M10			
	4	4	4	9	9	9	8	10	10	14	13	19	20	17	20	18			
1981-82	-Not Ranked-																		
1982-83	-Not Ranked-																		
1983-84	PS	N29	D6	D13	D20	D27	J3	J10	J17	J24	J31	F7	F14	F21	F28	M6	M13		
	8	6	11	9	8	6	5	5	7	5	10	13	-	-	19	14	11		
1984-85	PS	N27	D4	D11	D18	D25	J1	J8	J15	J22	J29	F5	F12	F19	F26	M5	M12		
	-	-	-	-	-	-	19	-	-	-	17	20	20	-	-	-	-	-	-
1985-86	PS	N26	D3	D10	D17	D24	D31	J7	J14	J21	J28	F4	F11	F18	F25	M4	M11		
	19	17	-	-	-	-	-	-	-	-	-	-	-	-	-	-	-	-	-
1986-87	-Not Ranked-																		
1987-88	-Not Ranked-																		
1988-89	-Not Ranked-																		
1989-90	-Not Ranked-																		
1990-91	-Not Ranked-																		
1991-92	-Not Ranked-																		
1992-93	-Not Ranked-																		
1993-94	PS	N22	N29	D6	D13	D20	D27	J3	J10	J17	J24	J31	F7	F14	F21	F28	M7	M14	
	-	-	-	-	-	-	-	-	-	25	18	21	-	-	-	-	-	-	-
1994-95	PS	N21	N28	D5	D12	D19	D26	J3	J10	J17	J24	J31	F6	F13	F20	F27	M6	M13	
	7	7	11	11	12	11	9	7	9	8	8	5	8	7	7	6	10	10	
1995-96	PS	N20	N27	D4	D11	D18	D25	J2	J9	J16	J23	J29	F5	F12	F19	F26	M4	M11	
	15	14	19	20	-	-	-	-	-	-	-	-	-	-	-	-	-	-	-
1996-97	PS	N19	N25	D2	D9	D16	D23	D30	J6	J13	J20	J27	F3	F10	F17	F24	M3	M10	
	-	-	-	-	-	25	21	19	19	11	7	5	7	10	14	16	22	22	
1997-98	PS	N16	N23	D1	D8	D15	D22	D29	J4	J11	J18	J25	F2	F9	F16	F23	M1	M6	
	-	-	24	23	19	22	20	20	-	-	-	23	25	24	25	-	21	20	
1998-99	PS	N15	N22	N29	D7	D14	D21	D28	J4	J11	J18	J25	F1	F8	F15	F22	M1	M8	
	6	6	5	2	2	5	5	4	5	4	4	7	7	5	5	5	5	5	
1999-00	PS	N15	N22	N29	D6	D13	D20	D27	J3	J10	J17	J24	J30	F7	F14	F21	F28	M6	M13
	-	-	24	24	21	16	17	14	12	18	24	22	25	23	22	19	17	20	17
2000-01	PS	N13	N20	N27	D4	D11	D18	D25	J1	J8	J15	J22	J29	F5	F12	F19	F26	M5	M12
	5	6	6	13	19	20	20	18	17	14	12	8	9	13	17	20	16	11	11
2001-02	PS	N19	N26	D3	D10	D17	D24	D31	J7	J14	J21	J28	F4	F11	F18	F25	M4	M11	
	2	6	5	3	3	2	8	8	4	3	3	3	3	2	2	2	4		
2002-03	PS	N18	N25	D2	D9	D16	D23	D30	J6	J13	J20	J27	F3	F10	F17	F24	M3	M10	M17
	13	12	11	9	18	24	23	22	21	17	12	10	8	16	13	14	13	14	17
2003-04	PS	N17	N24	D1	D8	D15	D22	D29	J5	J12	J19	J26	F2	F9	F16	F23	M1	M8	M15
	-	-	-	-	-	22	24	-	-	-	-	-	-	-	-	-	-	-	19
2004-05	PS	N22	N29	D6	D13	D20	D27	J3	J10	J17	J24	J31	F7	F14	F21	F28	M7		
	15	13	12	23	23	24	24	22	RV	RV	RV	RV	22	RV	22	RV	RV	-	-

Note: A total of 26 teams have been ranked No. 2 at least once in all-time AP polls, that have never been ranked No. 1. Maryland leads the way with 23 No. 2 rankings without ever reaching No. 1. A listing: Maryland 23; Louisville 15; Wake Forest 10; Purdue 10; Dayton 7; St. Bonaventure 7; UTEP 4; Auburn 3; Florida State 3; California 3; Minnesota 3; Louisiana State 2; NYU 2; Pittsburgh 2; St. Joseph's 2; Utah 2; Villanova 2; Clemson 1; Davidson 1; Long Island 1; Pennsylvania 1; Santa Clara 1; Southern California 1; SMU 1; Vanderbilt 1; Washington.

## MARYLAND IN FINAL POLLS

Year	AP Rank	Coaches Rank
1954	20	NR
1958	6	6
1972	14	11
1973	8	10
1974	4	4
1975	5	5
1976	11	13
1980	8	8
1981	18	11
1984	11	10
1994	NR	20
1995	10	11
1997	22	NR
1998	20	15
1999	5	8
2000	17	25
2001	11	4
2002	4	1
2003	17	10
2004	19	24

## AP POLL HISTORY

The Associated Press (AP) has maintained its poll consistently since the 1948-49 season. The poll consisted of just 10 teams between the 1960-61 and 1967-68 seasons, and was expanded to include 25 teams since the 1989-90 season.

Poll Debut: Jan. 19, 1954 (No. 14)

Total Polls All-Time: 333

Most Consecutive Polls: 79 (Feb. 15, 1972 to Jan. 18, 1977)

Current Consecutive Polls: 0

Total Years In The AP Poll: 29

Most Consecutive Years: 12 (1992-93 to present)

Current Consecutive Years: 12

Total Appearances In AP Final Poll: 19

Total Top 10 Rankings In AP Final Poll: 8

Highest Ranking In AP Final Poll: No. 4 (2002 and 1974)

Total Polls In AP Top 10: 168

Most Consecutive Polls In AP Top 10: 68 (PS 1972 to March 2, 1976)

Current Consecutive Polls In AP Top 10: 0

Total Polls In AP Top 5: 92

Most Consecutive Polls In AP Top 5: 18 (Feb. 4, 1975 to Jan. 20, 1976)

Current Consecutive Polls In AP Top 5: 0

Total Top 10 Listings—

#10	#9	#8	#7	#6	#5	#4	#3	#2	#1
10	14	19	17	16	28	23	18	23	0

## COACHES POLL HISTORY

Originated by United Press International (UPI) in the 1950-51 season, USA Today has administered the national Coaches Poll since the 1992-93 season. From 1993-97, it was known as the USA Today/CNN Poll. It was the USA Today/NABC Poll in 1998 and 1999. Since 2000, it has been the USA Today/ESPN Poll. The poll consisted of 20 teams until expanding to 25 teams in 1990-91.

Poll Debut: Jan. 4, 1955 (No. 14)

Total Polls All-Time: 306

Most Consecutive Polls: 70 (Feb. 23, 1998 to Dec. 1, 2003)

Current Consecutive Polls: 0

Total Years In The Coaches Poll: 28

Most Consecutive Years: 12 (1993-94 to present)

Current Consecutive Years: 0

Total Appearances In Coaches Final Poll: 18

Total Top 10 Rankings In Coaches Final Poll: 10

Highest Ranking In Coaches Final Poll: No. 1 (2002)

Total Polls In Coaches Top 10: 142

Most Consecutive Polls In Coaches Top 10: 42 (March 13, 1973 to March 2, 1976)

Current Consecutive Polls In Coaches Top 10: 1

Total Polls In Coaches Top 5: 71

Most Consecutive Polls In Coaches Top 5: 11 (Jan. 7, 2002 to Final 2002)

Current Consecutive Polls In Coaches Top 5: 0

Total Top 10 Listings—

#10	#9	#8	#7	#6	#5	#4	#3	#2	#1
12	10	11	21	18	18	20	17	14	1

# ALL-TIME IN THE COACHES POLL

## WEEK-BY-WEEK IN ALL-TIME COACHES POLLS

1950-51	-Not Ranked-																			
1951-52	-Not Ranked-																			
1952-53	-Not Ranked-																			
1953-54	-Not Ranked-																			
1954-55	D7	D14	D21	D28	J4	J11	J18	J25	F1	F8	F15	F22	M1	M8						
	-	-	-	-	14	14	11	12	14	18	17	-	-	-						
1955-56	-Not Ranked-																			
1956-57	-Not Ranked-																			
1957-58	D10	D17	D24	D31	J7	J14	J21	J28	F4	F11	F18	F25	M4	M11						
	-	9	9	7	12	7	7	11	10	8	11	15	17	6						
1958-59	D9	D16	D23	D30	J6	J13	J20	J27	F3	F10	F17	F24	M2	M9						
	-	-	-	-	-	-	-	-	16	-	-	-	-	-						
1959-60	-Not Ranked-																			
1960-61	D6	D13	D20	D27	J3	J10	J17	J24	J31	F7	F14	F21	F28	M7						
	-	15	-	-	-	-	-	-	-	-	-	-	-	-						
1961-62	-Not Ranked-																			
1962-63	-Not Ranked-																			
1963-64	-Not Ranked-																			
1964-65	-Not Ranked-																			
1965-66	-Not Ranked-																			
1966-67	-Not Ranked-																			
1967-68	-Not Ranked-																			
1968-69	-Not Ranked-																			
1969-70	-Not Ranked-																			
1970-71	-Not Ranked-																			
1971-72	PS	D7	D14	D21	D28	J4	J11	J18	J25	F1	F8	F15	F22	F29	M7	M14				
		5	15	13	14	10	20	15	16	-	17	14	11	13	14	11				
1972-73	PS	D5	D12	D19	D26	J2	J9	J16	J23	J30	F6	F13	F20	F27	M6	M13				
		3	4	3	4	4	2	3	4	3	8	7	9	11	13	10				
1973-74	PS	D11	D18	D25	J2	J8	J15	J22	J29	F5	F12	F19	F26	M5	M12					
		5	5	4	3	3	4	4	6	7	6	6	5	5	4					
1974-75	PS	D10	D17	D24	D31	J7	J14	J21	J28	F4	F11	F18	F25	M4	M11					
		10	6	7	7	6	6	4	8	4	3	3	2	2	5					
1975-76	PS	D9	D16	D23	D30	J6	J13	J20	J27	F3	F10	F17	F24	M2	M9					
		3	3	2	2	2	4	3	7	6	4	7	8	8	13					
1976-77	PS	D7	D14	D21	D28	J4	J11	J18	J25	F1	F8	F15	F22	M1	M8					
		15	13	-	16	18	-	18	-	-	-	-	-	-	-					
1977-78	PS	D6	D13	D20	D27	J3	J10	J17	J24	J31	F7	F14	F21	F28	M6					
		12	18	18	14	12	-	-	-	-	-	-	-	-	-					
1978-79	PS	D12	D19	D26	J3	J9	J16	J23	J30	F6	F13	F20	F27	M6						
		-	-	20	20	-	-	-	-	-	-	-	-	-						
1979-80	PS	D4	D11	D18	D26	J2	J8	J15	J22	J29	F5	F12	F19	F26	M4					
		-	-	-	-	-	-	14	13	5	7	7	7	8						
1980-81	PS	D9	D16	D23	D30	J6	J13	J20	J27	F3	F10	F17	F24	M3	M10					
		4	9	9	9	8	7	7	13	11	16	-	20	-	20					
1981-82	-Not Ranked-																			
1982-83	-Not Ranked-																			
1983-84	PS	D6	D13	D20	D27	J3	J10	J17	J24	J31	F7	F14	F21	F28	M6	M13				
		15	11	11	6	6	6	7	5	9	13	17	-	19	14	10				
1984-85	PS	N27	D4	D11	D18	D25	J1	J8	J15	J22	J29	F5	F12	F19	F26	M5	M12			
		-	-	-	18	20	16	-	-	-	17	19	19	19	-	-	-			
1985-86	-Not Ranked-																			
1986-87	-Not Ranked-																			
1987-88	-Not Ranked-																			
1988-89	-Not Ranked-																			
1989-90	-Not Ranked-																			
1990-91	-Not Ranked-																			
1991-92	-Not Ranked-																			
1992-93	-Not Ranked-																			
1993-94	PS	N29	D6	D13	D20	D27	J3	J10	J17	J24	J31	F7	F14	F21	F28	M7	M14	A5		
		-	-	-	-	-	-	-	-	21	21	-	-	-	-	-	-	20		
1994-95	PS	N28	D5	D12	D19	D26	J3	J10	J17	J24	J31	F6	F13	F20	F27	M6	M13	A4		
		14	10	11	12	11	11	13	9	9	8	10	7	7	6	10	10	11		
1995-96	PS	N20	N27	D4	D11	D18	D25	J2	J9	J16	J22	J29	F5	F12	F19	F26	M4	M11	A3	
		19	14	16	19	24	25	24	-	-	-	-	-	-	-	-	-	-		
1996-97	PS	N19	N25	D2	D9	D16	D23	D30	J6	J13	J20	J27	F3	F10	F17	F24	M3	M10		
		-	-	-	25	21	19	19	11	7	5	7	10	14	16	22	22			
1997-98	PS	N24	D1	D8	D15	D22	D29	J4	J11	J18	J25	F2	F9	F16	F23	M1	M8	A1		
		23	-	22	20	20	18	-	-	24	-	25	-	25	24	22	15			
1998-99	PS	N22	N29	D7	D14	D21	D28	J4	J11	J18	J25	F1	F8	F15	F22	M1	M8	M31		
		5	5	2	2	5	5	4	6	5	4	6	7	5	5	5	5	8		
1999-00	PS	N22	N29	D6	D13	D20	D27	J3	J10	J17	J24	J30	F7	F14	F21	F28	M6	M13	A3	
		23	22	23	19	14	15	16	15	16	-	21	21	22	19	19	19	16	25	
2000-01	PS	N20	N27	D4	D11	D18	D25	J1	J8	J15	J22	J29	F5	F12	F19	F26	M5	M12	A3	
		7	6	14	17	19	19	17	16	14	14	10	13	18	20	16	13	11	4	
2001-02	PS	N12	N19	N26	D3	D10	D17	D24	D31	J7	J14	J21	J28	F4	F11	F18	F25	M4	M11	A2
		3	6	5	4	2	2	2	6	6	4	3	3	3	3	2	2	2	4	1
2002-03	PS	N25	D2	D9	D16	D23	D30	J6	J13	J20	J27	F3	F10	F17	F24	M3	M10	M17	A7	
		15	11	8	16	23	22	20	17	15	11	9	8	15	13	14	12	15	17	10
2003-04	PS	N24	D1	D8	D15	D22	D29	J5	J12	J19	J26	F2	F9	F16	F23	M1	M8	M15	M27	
		25	24	25	-	25	-	-	-	-	-	-	-	-	-	-	-	21	24	
2004-05	PS	N22	N29	D6	D13	D20	D27	J3	J10	J17	J24	J31	F7	F14	F21	F28	M7	M13		
		16	14	12	17	19	21	24	21	RV	RV	-	24	RV	RV	RV	RV	-	-	



Gary Williams with the Sears Trophy, presented annually to the NCAA Champion and No. 1 ranked team in the USA Today/ESPN coaches poll as sponsored by the NABC. Williams received the crystal trophy at a morning press conference following the national championship game, in downtown Atlanta.

## NO. 1 TERPS!

Maryland has been ranked No. 2 a total of 37 times between the AP and Coaches Polls, but achieved its first and only No. 1 ranking in history on April 2, 2002 – one day after defeating Indiana for the 2002 NCAA Championship. The final AP poll was released prior to the NCAA Tournament, thus the No. 1 ranking by USA Today/ESPN remains the only poll in which Maryland has ever been ranked No. 1. The Terrapins' four losses in 2002 (Oklahoma, Duke, Arizona, NC State) were all on the road to teams ranked in the USA Today/ESPN final Top 25.

The USA Today/ESPN Coaches Final Top 25 college basketball coaches' poll, with number of first-place votes and record in parentheses, total points and previous ranking (Records through April 1, 2002):

Team	Points	Prev.
1. MARYLAND (31) (32-4)	775	4
2. Kansas (33-4)	720	2
3. Indiana (25-12)	701	NR
4. Oklahoma (31-5)	692	3
5. Duke (31-4)	606	1
6. (tie) Connecticut (27-7)	586	13
6. (tie) Oregon (26-9)	586	11
8. Cincinnati (31-4)	489	5
9. Pittsburgh (29-6)	482	7
10. Arizona (24-10)	458	T8
11. Illinois (26-9)	410	T16
12. Kent State (30-6)	402	NR
13. Kentucky (22-10)	394	15
14. Alabama (27-8)	281	T8
15. Missouri (24-12)	272	NR
16. Gonzaga (29-4)	264	6
17. Ohio State (24-8)	237	12
18. (tie) Marquette (25-8)	186	10
18. (tie) Texas (22-12)	186	NR
20. UCLA (21-12)	170	NR
21. Mississippi State (27-8)	162	18
22. Southern Illinois (28-8)	157	NR
23. Florida (22-9)	140	14
24. Xavier (26-6)	116	19
25. NC State (23-11)	86	25

**Dropped Out:** No. 16 (tie) Southern Cal, No. 20 Western Kentucky, No. 21 Miami, Fla., No. 22 Oklahoma State, No. 23 Stanford, No. 24 Hawaii.

**Others Receiving Votes:** USC 80, Miami, Fla. 66, Wake Forest 54, Notre Dame 44, Georgia 44, Western Kentucky 44, California 35, Oklahoma State 31, Stanford 30, Tulsa 20, Wisconsin 17, Hawaii 15, Wyoming 11, Texas Tech 8, Memphis 6, Creighton 5, UNC Wilmington 5, Butler 2.



20  
06

MARYLAND

27  
SPORTS

1  
TEAM



# INDIVIDUAL RECORDS

## SCORING

Game:	44 Ernest Graham vs. NC State (12-20-78)
Season:	776 Walt Williams (1992)
Fr.:	582 Joe Smith (1994)
So.:	708 Joe Smith (1995)
Jr.:	701 Len Bias (1985)
Sr.:	776 Walt Williams (1992)
Career:	2,269 Juan Dixon (1999-02)

## SCORING AVERAGE

Season:	26.8 Walt Williams (1992)
Fr.:	19.7 Joe Smith (1994)
So.:	21.2 Tom McMillen (1972)
Jr.:	23.3 Will Hetzel (1969)
Sr.:	26.8 Walt Williams (1992)
Career:	20.5 Tom McMillen (1974)

## REBOUNDS

Game:	26 Len Elmore vs. Wake Forest (2-27-74)
Season:	412 Len Elmore (1974)
Fr.:	323 Buck Williams (1979)
So.:	362 Joe Smith (1995)
Jr.:	363 Buck Williams (1981)
Sr.:	412 Len Elmore (1974)
Career:	1,053 Len Elmore (1972-74)

## REBOUNDING AVERAGE

Season:	14.7 Len Elmore (1974)
Fr.:	10.7 Joe Smith (1994)
So.:	11.0 Len Elmore (1972)
Jr.:	12.2 Will Hetzel (1969)
Sr.:	14.7 Len Elmore (1974)
Career:	12.2 Len Elmore (1972-74)

## ASSISTS

Game:	15 Terrell Stokes vs. W. Carolina (11-14-98)
Season:	286 Steve Blake (2002)
Fr.:	217 Steve Blake (2000)
So.:	248 Steve Blake (2001)
Jr.:	286 Steve Blake (2002)
Sr.:	221 Steve Blake (2003)
Career:	972 Steve Blake (2000-2003)

## STEALS

Game:	9 Johnny Rhodes at North Carolina (2-7-96)
Season:	110 Johnny Rhodes vs. American (12-23-95)
Fr.:	71 Steve Blake (2000)
So.:	71 Johnny Rhodes (1993)
Jr.:	78 Johnny Rhodes (1994)
Sr.:	96 Juan Dixon (2000)
Career:	110 Johnny Rhodes (1996)
Career:	344 Johnny Rhodes (1993-96)

## BLOCKED SHOTS

Game:	12 Cedric Lewis at South Florida (1-20-91)
Season:	12 Derrick Lewis at James Madison (1-28-87)
Fr.:	143 Cedric Lewis (1991)
So.:	99 Derrick Lewis (1985)
Jr.:	97 Joe Smith (1995)
Sr.:	114 Derrick Lewis (1987)
Career:	143 Cedric Lewis (1991)
Career:	339 Derrick Lewis (1985-88)

## FIELD GOAL PERCENTAGE

Game:	1.000 Ryan Randle vs. Wagner (10 of 10, 1-4-03)
Season:	1.000 Lonny Baxter vs. North Texas (10 of 10, 12-23-98)
Fr.:	.647 Buck Williams (183 of 283, 1981)
So.:	.606 Buck Williams (143 of 236, 1980)
Jr.:	.643 Greg Manning (196 of 305, 1980)
Sr.:	.647 Buck Williams (183 of 283, 1981)
Career:	.615 Buck Williams (446 of 725, 1979-81)

## FIELD GOALS MADE

Game:	18 Ernest Graham vs. NC State (12-20-78)
Consecutive in Game:	10 Ryan Randle vs. Wagner (1-4-03)
	10 Lonny Baxter vs. North Texas (12-23-98)
	10 Barry Yates vs. Miami (Fla.) (12-29-70)
	10 Keith Gatlin vs. Clemson (2-17-85)
Consecutive in Multiple Games:	16 Ryan Randle (over three games during the 2003 season; also an ACC record)
Season:	275 Albert King (1980)
Fr.:	190 John Lucas (1973)
So.:	253 John Lucas (1974)
Jr.:	275 Albert King (1980)
Sr.:	270 Adrian Branch (1985)
Career:	862 Albert King (1977-81)
Career:	862 John Lucas (1973-76)

## FIELD GOALS ATTEMPTED

Game:	34 Gene Shue vs. Washington & Lee (2-12-53)
Season:	542 Walt Williams (1992)
Fr.:	395 Joe Smith (1994)
So.:	506 Juan Dixon (2000)
Jr.:	527 Will Hetzel (1969)
Sr.:	542 Walt Williams (1992)
Career:	1,713 Juan Dixon (1999-02)

## 3-POINT FIELD GOALS MADE

Game:	7 Walt Williams vs. Florida State (2-5-92)
Season:	92 Juan Dixon (2002)
Fr.:	59 Johnny Rhodes (1993)
So.:	49 Juan Dixon (2000)
Jr.:	64 Teyon McCoy (1990)
Sr.:	92 Juan Dixon (2002)
Career:	239 Juan Dixon (1999-02)

## 3-POINT FIELD GOALS ATTEMPTED

Game:	13 Danny Miller vs. Clemson (1-22-00)
Season:	240 Walt Williams (1992)
Fr.:	175 Johnny Rhodes (1993)
So.:	135 Juan Dixon (2000)
Jr.:	164 Teyon McCoy (1990)
Sr.:	240 Walt Williams (1992)
Career:	615 Juan Dixon (1999-02)

## FREE THROW PERCENTAGE

Game:	1.000 Jerry Greenspan vs. Minnesota (14 of 14, 12-10-60)
Season (min. 50 att.):	.908 Greg Manning (79 of 87, 1980)
Season (min. 100 att.):	.903 Chris McCray (102 of 113, 2005)
Career:	.858 Greg Manning (315 of 367, 1978-81)

## FREE THROWS MADE

Game:	17 Tom McMillen vs. Canisius (12-17-71)
Consecutive in Game:	15 Albert King vs. Boston University (2-11-80)
Consecutive in Multiple Games:	40 Juan Dixon (2001)
Season:	213 Keith Booth (1997)
Fr.:	168 Joe Smith (1994)
So.:	209 Joe Smith (1995)
Jr.:	162 Keith Booth (1996)
Sr.:	213 Keith Booth (1997)
Career:	576 Keith Booth (1994-97)

## FREE THROWS ATTEMPTED

Game:	24 Keith Booth vs. George Washington (12-9-96)
Season:	297 Keith Booth (1997)
Fr.:	229 Joe Smith (1994)
So.:	282 Joe Smith (1995)
Jr.:	214 Keith Booth (1996)
Sr.:	297 Keith Booth (1997)
Career:	824 Keith Booth (1994-97)

## GAMES PLAYED


Season:	37 Len Bias (1985)
Fr.:	37 Adrian Branch (1985)
Career:	141 Juan Dixon (1999-02)
Consecutive in a Career:	141 Juan Dixon (1999-02)

## GAMES STARTED


Season:	37 Len Bias (1985)
Fr.:	37 Adrian Branch (1985)
Career:	136 Steve Blake (2000-2003)
Consecutive in a Career:	126 Keith Booth (1994-97)




Len Bias



Keith Booth




Len Elmore



Adrian Branch



Johnny Rhodes



Joe Smith



Walt Williams

# INDIVIDUAL LEADERS



Ernest Graham



Tom McMillen



Gary Ward

## MOST POINTS, GAME (30-POINT SCORERS)

1. 44 Ernest Graham vs. NC State (12-20-78)
2. 43 Al Bunge vs. Yale (1-4-60)
3. 41 Len Bias at Duke (1-25-86)  
Gene Shue vs. Washington & Lee (2-12-53)
5. 40 Joe Smith vs. Duke (3-1-95)  
S - Gene Shue vs. Wake Forest (3-6-53)
7. 39 c - Walt Williams vs. Wake Forest (1-22-92)
8. 38 A - Walt Williams vs. Clemson (3-12-92)  
c - Walt Williams at Florida State (2-5-92)  
A - Albert King vs. Clemson (2-29-80)  
Jim O'Brien vs. North Carolina (1-27-73)  
Howard White vs. South Carolina (12-16-70)
13. 36 Evers Burns vs. Georgia Tech (2-6-93)
14. 35 Nik Caner-Medley vs. Temple (1/15/05)  
Exree Hipp vs. Towson State (12-23-93)  
Jerrod Mustaf vs. Duke (2-10-90)  
Len Bias at North Carolina (2-20-86)  
Tom McMillen at George Washington (12-4-71)
18. 34 Walt Williams at Clemson (2-22-92)  
Tony Massenburg vs. Georgia Tech (2-3-90)  
John Lucas vs. NC State (1-28-76)  
John Lucas vs. Wake Forest (1-10-76)  
Gary Ward vs. Wake Forest (2-7-66)
23. 33 N - Juan Dixon vs. Kansas (3-30-02)  
Juan Dixon vs. Georgia Tech (2-16-00)  
A - Keith Booth vs. Georgia Tech (3-9-96)  
Joe Smith vs. Clemson (2-25-95)  
Joe Smith vs. Utah (11-22-94)  
Joe Smith vs. Rider (11-30-93)  
c - Walt Williams at Virginia (1-29-92)  
Matt Roe vs. Georgia Tech (2-13-91)  
Walt Williams vs. North Carolina (1-10-90)  
Len Bias at George Mason (11-26-85)  
Tom McMillen vs. Navy (1-20-73)  
Tom McMillen vs. Canisius (12-17-71)  
Howard White vs. Georgetown (12-14-70)  
Will Hetzel vs. South Carolina (3-6-69)  
Bob O'Brien vs. Clemson (1-7-56)  
A - Bob Kessler vs. Duke (3-1-56)
39. 32 Lonny Baxter vs. Norfolk State (12-23-00)  
Laron Profit at Florida State (2-27-99)  
Steve Francis vs. Clemson (2-24-99)  
Kevin McLinton vs. Florida State (2-13-93)  
c Walt Williams at North Carolina (1-13-92)  
Rudy Archer vs. Mt. St. Mary's (12-8-87)  
Derrick Lewis vs. Md. Baltimore County (2-18-87)  
Albert King vs. Wake Forest (1-20-80)  
Tom McMillen vs. Georgetown (12-13-71)  
Barry Yates vs. Miami, Fla. (12-29-70)
49. 31 Juan Dixon vs. Duke (2-9-00)  
Lonny Baxter vs. NC State (2-6-00)  
Juan Dixon vs. Georgia Tech (1-15-00)  
N - Joe Smith vs. Texas (3-18-95)  
Walt Williams vs. Virginia (3-7-92)  
c - Walt Williams vs. Clemson (1-25-92)  
Walt Williams vs. West Virginia (12-7-91)  
N - Len Bias vs. UNLV (3-16-86)  
Ernest Graham vs. Bucknell (12-22-79)  
John Lucas at North Carolina (2-15-75)  
John Lucas vs. Duke (2-2-74)
60. 30 A - John Gilchrist vs. NC State (3-13-04)  
Juan Dixon vs. NC State (2-20-01)  
Juan Dixon vs. Wake Forest (1-17-01)  
Johnny Rhodes vs. Kentucky (11-24-95)  
Joe Smith vs. Massachusetts (12-10-94)  
Joe Smith at Oklahoma (12-7-93)  
c - Walt Williams vs. Florida State (1-18-92)  
c - Walt Williams vs. NC State (1-11-92)  
Walt Williams vs. Rutgers (12-27-90)  
Walt Williams vs. Boston College (12-3-90)  
Jerrod Mustaf vs. Delaware State (11-25-89)  
Tony Massenburg vs. Georgia Tech (2-14-89)  
Len Bias vs. Georgia Tech (2-22-86)  
Len Bias vs. Villanova (1-27-85)  
Adrian Branch vs. Virginia (1-30-85)  
Albert King at Virginia (2-21-79)

John Lucas vs. NC State (1-16-75)  
Barry Yates vs. Richmond (1-2-71)  
c-consecutive games during the 1991-92 season; N-NCAA Tournament; A-ACC Tournament; S-Southern Conference Tournament

## MULTIPLE 30-POINT SCORING GAMES

1. 15 Walt Williams (1989-92)
2. 7 Joe Smith (1994-95)
3. 6 Juan Dixon (1999-02)
- 6 Len Bias (1983-86)
5. 5 John Lucas (1973-76)

## MOST POINTS, SEASON (500 OR MORE)

1. 776 Walt Williams (1992)
2. 743 Len Bias (1986)
3. 735 Juan Dixon (2002)
4. 708 Joe Smith (1995)
5. 701 Len Bias (1985)
6. 674 Albert King (1980)
7. 671 Adrian Branch (1985)
8. 667 Tom McMillen (1972)
9. 654 Juan Dixon (2001)  
654 Gene Shue (1954)
11. 630 Juan Dixon (2000)
12. 624 Keith Booth (1997)
13. 616 Tom McMillen (1973)
14. 609 Jerrod Mustaf (1990)
15. 605 Will Hetzel (1969)
16. 582 Joe Smith (1994)
17. 579 Steve Francis (1999)
18. 564 John Lucas (1974)
19. 561 Lonny Baxter (2001)
20. 559 Albert King (1981)
21. 557 Tony Massenburg (1990)  
557 John Lucas (1976)
23. 552 Drew Nicholas (2003)
24. 547 Lonny Baxter (2000)
25. 541 Adrian Branch (1983)
26. 537 Terence Morris (2000)
27. 533 Lonny Baxter (2002)
28. 524 Tom McMillen (1974)
29. 521 Terence Morris (1999)
30. 518 Evers Burns (1993)
31. 512 Jay McMillen (1965)
32. 511 Nik Caner-Medley (2005)
33. 510 Derrick Lewis (1987)
34. 506 Laron Profit (1998)

## MOST POINTS, CAREER (1,000 OR MORE)

1. 2,269 Juan Dixon (1999-02)
2. 2,149 Len Bias (1983-86)
3. 2,058 Albert King (1978-81)
4. 2,017 Adrian Branch (1982-85)
5. 2,015 John Lucas (1973-76)
6. 1,858 Lonny Baxter (1999-02)
7. 1,807 Tom McMillen (1972-74)
8. 1,776 Keith Booth (1994-97)
9. 1,743 Johnny Rhodes (1993-96)
10. 1,733 Terence Morris (1998-01)
11. 1,704 Walt Williams (1989-92)
12. 1,607 Ernest Graham (1978-81)
13. 1,566 Laron Profit (1996-99)
14. 1,561 Greg Manning (1978-81)
15. 1,457 Derrick Lewis (1985-88)
15. 1,386 Gene Shue (1952-54)
17. 1,372 Exree Hipp (1993-96)
18. 1,370 Will Hetzel (1968-70)
19. 1,354 Tony Massenburg (1986, 88-90)
20. 1,315 Evers Burns (1990-93)
21. 1,300 Jay McMillen (1965-67)
22. 1,290 Joe Smith (1994-95)
23. 1,266 Bob Kessler (1954-56)
24. 1,244 Lee Brawley (1949-52)
25. 1,235 Jim O'Brien (1971-73)



Walt Williams



Len Bias



Juan Dixon



Gene Shue



Len Elmore



Al Bunge



Steve Blake

26.	1,221	Drew Nicholas (2000-present)
27.	1,219	Steve Sheppard (1975-77)
28.	1,198	Larry Gibson (1976-79)
29.	1,172	Obinna Ekezie (1996-99)
30.	1,161	Maurice Howard (1973-76)
31.	1,153	Buck Williams (1978-81)
32.	1,139	Steve Blake (2000-2003)
33.	1,123	Duane Simpkins (1993-96)
34.	1,094	Gary Ward (1964-66)
35.	1,087	Keith Gatlin (1984-86, 88)
36.	1,083	Nik Caner-Medley (2003-)
37.	1,064	Kevin McLinton (1990-93)
38.	1,026	Brad Davis (1975-77)
39.	1,022	John Gilchrist (2003-05)
40.	1,017	Len Elmore (1972-74)
41.	1,007	Lawrence Boston (1976-78)

**SCORING AVERAGE, SEASON (20.0 OR MORE)**

1.	26.8	Walt Williams (1992)
1.	26.8	Walt Williams (1992)
2.	23.3	Will Hetzel (1969)
3.	23.2	Len Bias (1986)
4.	22.1	Gene Shue (1953)
5.	21.8	Gene Shue (1954)
6.	21.7	Albert King (1980)
7.	21.2	Tom McMillen (1973)
8.	20.84	Tom McMillen (1972)
9.	20.82	Joe Smith (1995)
10.	20.42	Juan Dixon (2002)
	20.42	Bob Kessler (1955)
12.	20.3	Bob Kessler (1956)
13.	20.1	John Lucas (1976)

**SCORING AVERAGE, CAREER**

1.	20.5	Tom McMillen (1972-74)
2.	20.2	Joe Smith (1994-95)
3.	18.7	Gene Shue (1952-54)
4.	18.3	John Lucas (1973-76)
5.	18.0	Will Hetzel (1968-70)
6.	17.4	Albert King (1978-81)
7.	16.6	Jerrold Mustaf (1989-90)
8.	16.2	Walt Williams (1989-92)
9.	16.1	Juan Dixon (1999-02)

**REBOUNDS, GAME (20 OR MORE)**

1.	26	Len Elmore at Wake Forest (2-27-74)
2.	24	Len Elmore vs. Kent State (1-2-73) Will Hetzel vs. W. Virginia (12-4-68)
4.	23	Derrick Lewis at J. Madison (1-28-87)
5.	22	Buck Williams vs. Louisville (12-13-80) Buck Williams at UNLV (12-4-78) Al Bunge vs. Georgetown (2-26-58) Bob Kessler vs. Georgetown (2-25-56)
9.	21	Joe Smith vs. Texas (3-18-95) Joe Smith vs. Virginia (2-1-95) Mike Davis vs. Pittsburgh (2-15-77) Len Elmore vs. No. Carolina (2-13-74) Len Elmore vs. E. Kentucky (12-5-73)
14.	20	Joe Smith vs. Florida St. (1-11-94) Tony Massenburg at Ga. Tech (2-13-90) Len Elmore vs. Duke (2-2-74) Len Elmore vs. Richmond (1-2-74)

**REBOUNDS, SEASON**

1.	412	Len Elmore (1974)
2.	363	Buck Williams (1981)
3.	362	Joe Smith (1995)
4.	351	Len Elmore (1972)
5.	336	Bob Kessler (1956)
6.	323	Buck Williams (1979)
7.	321	Joe Smith (1994) Tom Roy (1975)
9.	318	Will Hetzel (1969)
10.	314	Tony Massenburg (1990)
11.	308	Lonny Baxter (2000)
12.	306	Tom McMillen (1972)

**REBOUNDS, CAREER**

1.	1,053	Len Elmore (1972-74)
2.	998	Lonny Baxter (1999-02)
3.	948	Derrick Lewis (1985-88)
4.	928	Buck Williams (1979-81)
5.	925	Terence Morris (1998-01)
6.	916	Keith Booth (1994-97)
7.	895	Larry Gibson (1976-79)
8.	859	Tom McMillen (1972-74)
9.	849	Bob Kessler (1954-56)
10.	795	Al Bunge (1958-60)
11.	745	Len Bias (1983-86)
12.	722	Tony Massenburg (1986, 88-90)
13.	715	Albert King (1978-81)
14.	704	Johnny Rhodes (1993-1996)
15.	689	Will Hetzel (1968-70)
16.	671	Obinna Ekezie (1996-99)
17.	651	Rod Horst (1968-70)
18.	636	Herman Veal (1981-84)
19.	634	Evers Burns (1990-93)
20.	629	Lawrence Boston (1976-78)
21.	615	Gary Ward (1964-66)
22.	586	Tom Roy (1973-75)
23.	582	Steve Sheppard (1975-77)
24.	572	Laron Profit (1996-99) Ernest Graham (1978-81)

**REBOUNDING AVERAGE, SEASON**

1.	14.7	Len Elmore (1974)
2.	14.0	Bob Kessler (1956)
3.	12.6	Al Bunge (1960)
4.	12.2	Will Hetzel (1969)
5.	11.7	Buck Williams (1981)
6.	11.2	Len Elmore (1973)
7.	11.1	Tom Roy (1975)
8.	11.0	Len Elmore (1972) Bob Kessler (1955)
10.	10.8	Buck Williams (1979)

**REBOUNDING AVERAGE, CAREER**

1.	12.2	Len Elmore (1972-74)
2.	10.9	Buck Williams (1978-81)
	10.9	Bob Kessler (1954-56)
4.	10.7	Joe Smith (1994-95)
5.	10.6	Al Bunge (1958-60)

**ASSISTS, GAME**

1.	15	Terrell Stokes vs. W. Carolina (11-14-98)
2.	14	Steve Blake vs. No. Carolina (1-9-02) Terrell Stokes vs. Towson St. (11-30-96)
4.	13	Steve Blake vs. Duquesne (11-30-02) Steve Blake vs. Wake Forest (2-24-02) Steve Blake vs. Duke (2-17-02) Steve Blake vs. Clemson (1-20-02) Steve Blake vs. Stony Brook (12-6-00) Steve Francis vs. Virginia (2-6-99) Keith Gatlin vs. Virginia (1-30-84)

**ASSISTS, SEASON (150 OR MORE)**

1.	286	Steve Blake (7.9 apg; 2002)
2.	248	Steve Blake (6.9 apg; 2001)
3.	221	Steve Blake (7.1 apg; 2003) Keith Gatlin (6.0 apg; 1985)
5.	217	Steve Blake (6.2 apg; 2000)
6.	213	Terrell Stokes (6.3 apg; 1999)
7.	204	Keith Gatlin (6.4 apg; 1986)
8.	178	John Lucas (5.9 apg; 1973)
9.	175	Kevin McLinton (6.3 apg; 1993)
10.	172	Rudy Archer (5.5 apg; 1988)
11.	165	Brad Davis (5.9 apg; 1976)
12.	162	Duane Simpkins (4.8 apg; 1995)
13.	159	John Gilchrist (5.0 apg; 2004) John Lucas (5.6 apg; 1974)
15.	154	Kevin McLinton (5.3 apg; 1992)



Buck Williams



Herman Veal



Terrell Stokes



Keith Gatlin

**ASSISTS, CAREER (300 OR MORE)**

1.	972	Steve Blake (7.0 apg; 2000-03)
2.	649	Keith Gatlin (5.3 apg; 1984-86, 88)
3.	593	Terrell Stokes (4.6 apg; 1996-99)
4.	514	John Lucas (4.7 apg; 1973-76)
5.	483	Duane Simpkins (4.1 apg; 1993-96)
6.	469	Kevin McLinton (5.2 apg; 1990-93)
7.	460	Dutch Morley (3.8 apg; 1979-82)
8.	437	Johnny Rhodes (3.6 apg; 1993-96)
9.	431	Brad Davis (5.1 apg; 1975-77)
10.	410	Walt Williams (3.9 apg; 1989-92)
11.	371	Juan Dixon (2.6 apg; 1999-02)
12.	360	Jeff Adkins (2.8 apg; 1982-85)
13.	364	John Gilchrist (4.0 apg; 2003-05)
14.	346	Ernest Graham (2.9 apg; 1978-81)
15.	304	Albert King (2.6 apg; 1978-81)



Johnny Rhodes

**STEALS, GAME**

1.	9	Johnny Rhodes at No. Carolina (2-7-96)
	9	Johnny Rhodes vs. American (12-23-95)
3.	8	Juan Dixon vs. Florida State (1-26-02)
	8	Juan Dixon vs. No. Carolina (1-9-02)
	8	Juan Dixon vs. Georgia Tech (1-6-01)
	8	Terrell Stokes vs. S.C. State (12-27-98)
7.	7	Chris McCray vs. Wagner (1-4-03)
	7	Juan Dixon vs. UMES (12-30-00)
	7	Laron Profit vs. Clemson (1-15-97)
	7	Johnny Rhodes at Virginia (2-1-96)
	7	Johnny Rhodes vs. Howard (12-6-95)
	7	Walt Williams vs. No. Carolina (3-11-89)
	7	Walt Williams vs. Mt. St. Mary's (11-23-91)

**STEALS, SEASON**

1.	110	Johnny Rhodes (3.7 spg; 1996)
2.	96	Juan Dixon (2.7 spg; 2000)
3.	95	Juan Dixon (2.6 spg; 2001)
	95	Steve Francis (2.8 spg; 1999)
5.	92	Juan Dixon (2.6 spg; 2002)
6.	87	Laron Profit (2.7 spg; 1998)
7.	85	Johnny Rhodes (2.5 spg; 1995)
8.	78	Johnny Rhodes (2.6 spg; 1994)
9.	71	Steve Blake (2.0 spg; 2000)
	71	Johnny Rhodes (2.5 spg; 1993)
11.	68	Laron Profit (2.0 spg; 1999)
12.	67	Terrell Stokes (2.0 spg; 1999)
13.	64	Keith Booth (2.0 spg; 1997)
	64	Dutch Morley (2.1 spg; 1980)
15.	60	Walt Williams (2.1 spg; 1992)



Laron Profit

**STEALS, CAREER**

1.	344	Johnny Rhodes (2.8 spg; 1993-96)
2.	333	Juan Dixon (2.4 spg; 1999-02)
3.	252	Laron Profit (2.1 spg; 1996-99)
4.	234	Steve Blake (1.7 spg; 2000-03)
5.	193	Keith Booth (1.5 spg; 1994-97)
6.	190	Terrell Stokes (1.5 spg; 1996-99)
7.	175	Walt Williams (1.7 spg; 1989-92)
8.	170	Dutch Morley (1.4 spg; 1979-82)
9.	162	Terence Morris (1.3 spg; 1998-01)
10.	137	Derrick Lewis (1.1 spg; 1985-88)
11.	136	Kevin McLinton (1.5 spg; 1990-93)
12.	131	Chris McCray (1.5 spg; 2003-present)
13.	123	John Gilchrist (1.4 spg; 2003-05)
	123	Ernest Graham (1.0 spg; 1978-81)
15.	120	Duane Simpkins (1.1 spg; 1993-96)

**BLOCKED SHOTS, GAME**

1.	12	Cedric Lewis at South Florida (1-20-91)
		Derrick Lewis at James Madison (1-28-87)
3.	10	Derrick Lewis vs. UMES (2-27-87)
		Derrick Lewis vs. UMBC (2-18-87)
		Derrick Lewis vs. Towson State (2-21-85)
		Derrick Lewis vs. Tennessee (11-24-84)
7.	8	Cedric Lewis vs. Georgia Tech (2-13-91)
		Cedric Lewis vs. UMBC (1-7-91)
		Cedric Lewis vs. Calif.-Irvine (12-11-90)
		Larry Gibson vs. St. Joseph's (12-29-78)

**BLOCKED SHOTS, SEASON**

1.	143	Cedric Lewis (5.1 bpg; 1991)
2.	114	Derrick Lewis (4.4 bpg; 1987)
3.	99	Derrick Lewis (2.7 bpg; 1985)
4.	97	Joe Smith (2.9 bpg; 1995)
5.	93	Joe Smith (3.1 bpg; 1994)
6.	79	Terence Morris (2.2 bpg; 2001)
	79	Lonny Baxter (2.3 bpg; 2000)
7.	77	Terence Morris (2.3 bpg; 1999)
8.	71	Terence Morris (2.2 bpg; 1900)
	71	Derrick Lewis (2.2 bpg; 1986)
10.	69	Lonny Baxter (2.0 bpg; 2002)
11.	67	Larry Gibson (2.5 bpg; 1977)
12.	59	Tahj Holden (2.0 bpg; 2003)
13.	58	Larry Gibson (1.9 bpg; 1979)

**BLOCKED SHOTS, CAREER**

1.	339	Derrick Lewis (2.7 bpg; 1985-88)
2.	256	Terence Morris (1.7 bpg; 1998-01)
3.	239	Cedric Lewis (2.5 bpg; 1988-91)
4.	227	Lonny Baxter (1.6 bpg; 1999-02)
5.	190	Joe Smith (3.0 bpg; 1994-1995)
6.	182	Larry Gibson (1.8 bpg; 1976-79)
7.	132	Tahj Holden (1.0 bpg; 2000-03)
8.	125	Obinna Ekezie (1.1 bpg; 1996-99)
9.	99	Ekene Ibekwe (1.6 bpg; 2004-)
10.	97	Tony Massenburg (0.9 bpg; 1986, 88-90)
11.	87	Len Bias (0.7 bpg; 1983-86)
12.	86	Buck Williams (1.0 bpg; 1979-81)
13.	81	Walt Williams (0.8 bpg; 1989-92)
14.	75	Ben Coleman (1.2 bpg; 1983-84)
15.	74	Mike Mardesich (0.5 bpg; 1998-01)
16.	72	Laron Profit (0.6 bpg; 1996-99)
	72	Keith Booth (0.5 bpg; 1994-97)

**FG PERCENTAGE, GAME (MIN. 8 ATT.)**

1.	1.000 (10-10)	Lonny Baxter vs. No. Texas (12-23-98)
	(10-10)	Ryan Randle vs. Wagner (1-4-03)
	(9-9)	Steve Francis vs. NC State (1-10-99)
	(8-8)	Obinna Ekezie vs. American (12-21-96)
	(8-8)	Joe Smith vs. Clemson (1-25-95)
	(8-8)	Buck Williams vs. Canisius (12-23-78)
	(8-8)	Gary Williams vs. S. Carolina (12-10-66)
	(8-8)	Greg Manning vs. F. Dickinson (12-10-80)
	(8-8)	Ben Coleman vs. Duquesne (12-10-83)
	(8-8)	Ben Coleman vs. Wake Forest (2-26-84)

**FG PERCENTAGE, SEASON (MIN. 100 ATT.)**

1.	.647 (183-283)	Buck Williams (1981)
2.	.643 (196-305)	Greg Manning (1980)
3.	.611 (102-167)	Charles Pittman (1982)
4.	.608 (194-319)	Ben Coleman (1984)
5.	.606 (143-236)	Buck Williams (1980)

**FG PERCENTAGE, CAREER**

1.	.615 (446-725)	Buck Williams (1979-81)
2.	.589 (376-638)	Ben Coleman (1983-84)
3.	.583 (623-1068)	Greg Manning (1978-81)
4.	.576 (438-760)	Lawrence Boston (1976-78)
5.	.555 (699-1259)	Tom McMillen (1972-74)
6.	.553 (712-1287)	Lonny Baxter (1999-02)
7.	.551 (484-878)	Larry Gibson (1976-79)
8.	.550 (451-819)	Joe Smith (1994-95)
9.	.547 (485-886)	Maurice Howard (1973-76)
10.	.540 (564-1044)	Derrick Lewis (1985-88)
11.	.536 (838-1562)	Len Bias (1983-86)
12.	.535 (386-721)	Brad Davis (1975-77)
13.	.530 (491-927)	Steve Sheppard (1975-77)
14.	.525 (393-748)	Jerrod Mustaf (1989-90)
15.	.5247 (862-1,643)	John Lucas (1973-76)



Keith Booth



Cedric Lewis



Derrick Lewis



Greg Manning

**FIELD GOALS MADE, SEASON**

1.	275	Albert King (1980)
2.	274	Len Bias (1985)
3.	270	Adrian Branch (1985)
4.	267	Len Bias (1986)
5.	256	Walt Williams (1992)
6.	253	John Lucas (1974)
7.	251	Juan Dixon (2002)
8.	250	Tom McMillen (1973)
9.	245	Joe Smith (1995)
10.	236	Jerrold Mustaf (1990)
11.	235	Tom McMillen (1972)
12.	234	Juan Dixon (2000)
13.	233	John Lucas (1976)
	233	Will Hetzel (1969)
15.	232	Juan Dixon (2001)
	232	Albert King (1981)



Steve Blake

**FIELD GOALS MADE, CAREER**

1.	862	Albert King (1978-81)
	862	John Lucas (1973-76)
3.	838	Len Bias (1983-86)
4.	802	Juan Dixon (1999-02)
5.	767	Adrian Branch (1982-85)
6.	712	Lonny Baxter (1999-02)
7.	699	Tom McMillen (1972-74)
8.	686	Ernest Graham (1978-81)
9.	684	Johnny Rhodes (1993-96)
10.	644	Terence Morris (1998-01)
11.	623	Greg Manning (1978-81)
12.	589	Keith Booth (1994-97)
13.	583	Laron Profit (1996-99)
	583	Walt Williams (1989-92)
15.	564	Derrick Lewis (1985-88)

**FIELD GOALS ATTEMPTED, SEASON**

1.	542	Walt Williams (1992)
2.	535	Juan Dixon (2002)
3.	529	Adrian Branch (1985)
4.	527	Will Hetzel (1969)
5.	519	Len Bias (1985)
6.	506	Juan Dixon (2000)
7.	497	Albert King (1980)
8.	495	John Lucas (1974)
9.	491	Len Bias (1986)
10.	480	Juan Dixon (2001)
11.	469	Gene Shue (1954)
12.	468	Bob Kessler (1955)
13.	462	Albert King (1981)
14.	456	John Lucas (1976)
15.	454	Ernest Graham (1979)

**FIELD GOALS ATTEMPTED, CAREER**

1.	1,713	Juan Dixon (1999-02)
2.	1,673	Albert King (1978-81)
3.	1,643	John Lucas (1973-76)
4.	1,579	Adrian Branch (1982-85)
5.	1,562	Len Bias (1983-86)
6.	1,482	Johnny Rhodes (1993-96)
7.	1,363	Ernest Graham (1978-81)
8.	1,300	Terence Morris (1998-01)
9.	1,291	Keith Booth (1994-97)
10.	1,287	Lonny Baxter (1999-02)
11.	1,259	Tom McMillen (1972-74)
12.	1,251	Walt Williams (1989-92)
13.	1,242	Will Hetzel (1968-70)
14.	1,229	Laron Profit (1996-99)
15.	1,125	Jay McMillen (1965-67)

**3-POINT FIELD GOALS MADE, SEASON**

1.	92	Juan Dixon (2002)
2.	89	Walt Williams (1992)
3.	74	Drew Nicholas (2003)
4.	64	Steve Blake (2003)
	64	Teyon McCoy (1990)
6.	62	Juan Dixon (2001)
7.	60	Sarunas Jasikevicius (1998)
8.	59	Johnny Rhodes (1993)
9.	56	Keith Gatlin (1988)

Albert King

10.	49	Juan Dixon (2000)
11.	48	Matt Roe (1991)
	48	Rudy Archer (1988)
13.	45	Steve Francis (1999)
	45	Duane Simpkins (1996)
	45	Johnny Rhodes (1995)

**3-POINT FIELD GOALS MADE, CAREER**

1.	239	Juan Dixon (1999-02)
2.	186	Johnny Rhodes (1993-96)
3.	182	Steve Blake (2000-03)
4.	176	Drew Nicholas (2000-03)
5.	154	Walt Williams (1989-92)
6.	136	Sarunas Jasikevicius (1995-98)
7.	132	Teyon McCoy (1987-88, 90)
8.	130	Duane Simpkins (1993-96)
9.	105	Laron Profit (1996-99)
10.	101	Terence Morris (1998-01)
11.	89	Nik Caner-Medley (2003-)
	89	Terrell Stokes (1996-99)
13.	85	John Gilchrist (2003-05)
14.	84	Exree Hipp (1993-96)
15.	79	Chris McCray (2003-)

**3-POINT FIELD GOALS ATTEMPTED, SEASON**

1.	240	Walt Williams (1992)
2.	232	Juan Dixon (2002)
3.	178	Drew Nicholas (2003)
4.	173	Johnny Rhodes (1993)
5.	164	Teyon McCoy (1990)
6.	156	Matt Roe (1991)
7.	154	Steve Blake (2003)
8.	151	Juan Dixon (2001)
	151	Laron Profit (1998)
10.	135	Juan Dixon (2000)
	135	Johnny Rhodes (1996)
12.	131	Sarunas Jasikevicius (1997)
13.	129	Johnny Rhodes (1994)
14.	128	Steve Blake (2002)
15.	126	Nik Caner-Medley (2005)

**3-POINT FIELD GOALS ATTEMPTED, CAREER**

1.	615	Juan Dixon (1999-02)
2.	557	Johnny Rhodes (1993-96)
3.	478	Steve Blake (2000-03)
4.	447	Drew Nicholas (2000-03)
5.	429	Walt Williams (1989-92)
	429	Sarunas Jasikevicius (1995-98)
7.	326	Laron Profit (1996-99)
8.	320	Duane Simpkins (1993-96)
9.	316	Teyon McCoy (1987-88, 90)
10.	299	Terence Morris (1998-01)
11.	286	Exree Hipp (1993-96)
12.	268	Nik Caner-Medley (2003-)
13.	250	John Gilchrist (2003-05)
14.	247	Chris McCray (2003-)
15.	235	Terrell Stokes (1996-99)

**FT PERCENTAGE, GAME (MIN. 10 ATT.)**

1.	1,000 (14-14)	Jerry Greenspan vs. Minnesota (12-10-60)
	(13-13)	Len Bias vs. No. Carolina (2-20-86)
		Lee Brawley vs. No. Carolina (1-2-51)
	(12-12)	Duane Simpkins vs. Kentucky (11-24-95)
		Matt Roe vs. Wake Forest (2-23-91)
		T. Massenburg at Penn St. (3-19-90)
		Bill Stasiulatis vs. Wake Forest (3-3-61)
		Lee Brawley vs. No. Carolina (1-2-51)
		Bob Kessler vs. Geo. Washington (1-5-56)
	(11-11)	Juan Dixon vs. Georgia Tech (1-6-01)
		Duane Simpkins vs. Virginia (3-5-94)
	(10-10)	Chris McCray vs. Duke (2/12/05)
		Juan Dixon vs. Wake Forest (1-17-01)
		Tom Milroy vs. Penn St. (11-30-68)
		Jerry Bechtle vs. No. Carolina (2-23-60)



Terence Morris



John Lucas



Matt Roe



Sarunas Jasikevicius



Johnny Rhodes



Jerry Greenspan



Greg Manning

**FT PERCENTAGE, SEASON  
(MIN. 50 ATT.)**

1.	.908 (79-87)	Greg Manning (1980)
2.	.903 (102-113)	Chris McCray (2005)
3.	.898 (141-157)	Juan Dixon (2002)
4.	.865 (128-148)	Juan Dixon (2001)
5.	.864 (209-242)	Len Bias (1986)
	.864 (57-66)	Jo Jo Hunter (1978)
7.	.862 (50-58)	Keith Gatlin (1985)
8.	.857 (66-77)	Greg Manning (1979)

**FT PERCENTAGE, CAREER**

1.	.858 (315-367)	Greg Manning (1978-81)
2.	.850 (426-501)	Juan Dixon (1999-02)
3.	.843 (214-254)	Chris McCray (2003-)
4.	.836 (122-146)	Dutch Morley (1979-82)
5.	.813 (100-123)	Jo Jo Hunter (1977-78)
6.	.812 (311-383)	Duane Simpkins (1993-96)
7.	.803 (301-375)	Jim O'Brien (1971-73)
8.	.802 (85-106)	Bob McDonald (1959, 61)
9.	.799 (409-512)	Tom McMillen (1972-74)
10.	.7953 (470-591)	Len Bias (1983-86)
11.	.7951 (163-205)	Keith Gatlin (1984-86, 88)
12.	.799 (254-318)	Brad Davis (1975-77)

**FREE THROWS MADE, SEASON**

1.	213	Keith Booth (1997)
2.	209	Joe Smith (1995)
	209	Len Bias (1986)
4.	197	Tom McMillen (1972)
5.	175	Walt Williams (1992)
6.	174	Bob Kessler (1956)
7.	168	Joe Smith (1994)
8.	162	Keith Booth (1996)
9.	153	Len Bias (1985)
10.	147	Lonny Baxter (2002)
12.	145	Tony Massenburg (1990)
13.	143	Jerry Greenspan (1963)
14.	141	Juan Dixon (2002)
15.	139	Will Hetzel (1969)



Albert King



Lonny Baxter



Terence Morris

**FREE THROWS MADE, CAREER**

1.	576	Keith Booth (1994-97)
2.	470	Len Bias (1983-86)
3.	454	Adrian Branch (1982-85)
4.	431	Lonny Baxter (1999-02)
5.	426	Juan Dixon (1999-02)
6.	409	Tom McMillen (1972-74)
7.	386	Bob Kessler (1954-56)
8.	384	Walt Williams (1989-92)
9.	377	Joe Smith (1994-95)
10.	356	Obinna Ekezie (1996-99)
11.	344	Terence Morris (1998-01)
12.	334	Albert King (1978-81)
13.	317	Jerry Greenspan (1961-63)
14.	315	Greg Manning (1978-81)
15.	314	Derrick Lewis (1985-88)

**FREE THROWS ATTEMPTED, SEASON**


1.	297	Keith Booth (1997)
2.	282	Joe Smith (1995)
3.	263	Bob Kessler (1956)
4.	242	Len Bias (1986)
5.	241	Tom McMillen (1972)
6.	236	Lonny Baxter (2002)
7.	231	Walt Williams (1992)
8.	229	Joe Smith (1994)
9.	214	Keith Booth (1996)
10.	206	Lonny Baxter (2001)
11.	204	Bob Kessler (1955)
12.	201	Tony Massenburg (1990)
13.	200	Obinna Ekezie (1998)
14.	197	Len Bias (1985)
15.	191	Jerry Greenspan (1963)

**FREE THROWS ATTEMPTED, CAREER**

1.	824	Keith Booth (1994-97)
2.	718	Lonny Baxter (1999-02)
3.	607	Adrian Branch (1982-85)
4.	591	Len Bias (1983-86)
5.	587	Bob Kessler (1954-56)
6.	544	Obinna Ekezie (1996-99)
7.	512	Tom McMillen (1972-74)
8.	511	Joe Smith (1994-95)
9.	504	Walt Williams (1989-92)
10.	501	Juan Dixon (1999-02)
11.	487	Derrick Lewis (1985-88)
12.	476	Tony Massenburg (1986, 88-90)
13.	441	Terence Morris (1998-01)
14.	431	Laron Profit (1996-99)
	431	Albert King (1978-81)
16.	420	Jerry Greenspan (1961-63)
17.	419	Buck Williams (1979-81)
18.	389	Al Bunge (1958-60)



Obinna Ekezie



Juan Dixon



Keith Booth



Joe Smith



Adrian Branch



# FRESHMAN RECORDS



Joe Smith

## POINTS

- 582 Joe Smith (1994)
- 442 Adrian Branch (1982)
- 425 John Lucas (1973)
- 392 Johnny Rhodes (1993)
- 381 Albert King (1978)
- 371 Jerrod Mustaf (1989)
- 369 Steve Hood (1987)
- 364 Brad Davis (1975)

## SCORING AVERAGE

- 19.7 Joe Smith (1994)
- 15.2 Adrian Branch (1982)
- 14.3 Jerrod Mustaf (1989)
- 14.2 Steve Hood (1987)
- 14.2 John Lucas (1973)
- 14.0 Johnny Rhodes (1993)
- 13.6 Albert King (1978)
- 12.8 Brad Davis (1975)

## REBOUNDS

- 323 Buck Williams (1979)
- 322 Joe Smith (1994)
- 241 Derrick Lewis (1985)
- 202 Jerrod Mustaf (1989)
- 187 Albert King (1978)
- 183 Keith Booth (1994)
- 173 Brian Williams (1988)
- 157 Larry Gibson (1976)

## REBOUND AVERAGE

- 10.7 Joe Smith (1994)
- 10.0 Buck Williams (1979)
- 9.8 Larry Gibson (1976)
- 7.8 Jerrod Mustaf (1989)
- 6.7 Albert King (1978)
- 6.5 Derrick Lewis (1985)
- 6.1 Keith Booth (1994)
- 6.0 Brian Williams (1988)

## ASSISTS

- 217 Steve Blake (2000)
- 178 John Lucas (1973)
- 148 Keith Gatlin (1984)
- 134 Brad Davis (1975)
- 128 Dutch Morley (1979)
- 111 Teyon McCoy (1987)
- 91 Johnny Rhodes (1993)
- 87 Exree Hipp (1993)

## STEALS

- 71 Steve Blake (2000)
- 71 Johnny Rhodes (1993)
- 51 D.J. Strawberry (2004)
- 50 Juan Dixon (1999)
- 45 Keith Booth (1994)
- 43 Dutch Morley (1979)
- 42 Joe Smith (1994)
- 40 Laron Profit (1996)

## BLOCKED SHOTS

- 99 Derrick Lewis (1985)
- 92 Joe Smith (1994)
- 44 Ekene Ibekwe (2004)
- 36 Brian Williams (1988)
- 31 James Gist (2005)
- 29 Terence Morris (1998)
- 28 Jerrod Mustaf (1989)
- 27 Terence Morris (1998)

## FIELD GOALS MADE

- 190 John Lucas (1973)
- 168 Joe Smith (1994)
- 164 Adrian Branch (1982)
- 164 Albert King (1978)
- 157 Jerrod Mustaf (1989)
- 149 Johnny Rhodes (1993)
- 141 Brad Davis (1975)
- 136 Steve Hood (1987)

## FIELD GOALS ATTEMPTED

- 395 Joe Smith (1994)
- 355 Johnny Rhodes (1993)
- 353 John Lucas (1973)
- 346 Adrian Branch (1982)
- 327 Albert King (1978)
- 302 Jerrod Mustaf (1989)
- 290 Steve Hood (1987)
- 270 Exree Hipp (1993)

## 3-POINT FIELD GOALS MADE

- 59 Johnny Rhodes (1993)
- 37 Steve Blake (2000)
- 36 Juan Dixon (1999)
- 36 Teyon McCoy (1987)
- 35 Steve Hood (1987)
- 31 Drew Nicholas (2000)
- 25 Mike Jones (2004)
- 20 Exree Hipp (1993)

## 3-POINT FIELD GOALS ATTEMPTED

- 173 Johnny Rhodes (1993)
- 102 Steve Blake (2000)
- 97 Juan Dixon (1999)
- 92 Drew Nicholas (2000)
- 80 Steve Hood (1987)
- 80 Teyon McCoy (1987)
- 63 Exree Hipp (1993)
- 62 Mike Jones (2004)

## FREE THROWS MADE

- 168 Joe Smith (1994)
- 114 Adrian Branch (1982)
- 92 Greg Manning (1978)
- 87 Keith Booth (1994)
- 82 Brad Davis (1975)
- 65 Al Bunge (1958)
- 62 Steve Hood (1987)
- 60 Buck Williams (1979)

## FREE THROW ATTEMPTS

- 229 Joe Smith (1994)
- 149 Adrian Branch (1982)
- 149 Keith Booth (1994)
- 109 Buck Williams (1979)
- 108 Greg Manning (1978)
- 100 Brad Davis (1975)
- 95 D.J. Strawberry (2004)
- 95 Steve Hood (1987)

# SOPHOMORE RECORDS



Tom McMillen

## POINTS

- 708 Joe Smith (1995)
- 667 Tom McMillen (1972)
- 630 Juan Dixon (2000)
- 609 Jerrod Mustaf (1990)
- 564 John Lucas (1974)
- 547 Lonny Baxter (2000)
- 541 Adrian Branch (1983)
- 521 Terence Morris (1999)

## SCORING AVERAGE

- 21.2 Tom McMillen (1972)
- 20.8 Joe Smith (1995)
- 20.1 John Lucas (1974)
- 19.7 Jay McMillen (1965)
- 18.7 Adrian Branch (1983)
- 18.5 Jerrod Mustaf (1990)
- 18.0 Juan Dixon (2000)
- 16.6 Ernest Graham (1979)

## REBOUNDS

- 362 Joe Smith (1995)
- 351 Len Elmore (1972)
- 308 Lonny Baxter (2000)
- 306 Tom McMillen (1972)
- 265 Al Bunge (1958)
- 257 Chris Wilcox (2002)
- 254 Jerrod Mustaf (1990)
- 249 Lawrence Boston (1976)

## REBOUND AVERAGE

- 11.0 Len Elmore (1972)
- 10.7 Joe Smith (1995)
- 10.1 Buck Williams (1980)
- 9.8 Tom McMillen (1972)
- 9.1 Al Bunge (1958)
- 8.9 Lawrence Boston (1976)
- 8.8 Lonny Baxter (2000)
- 8.6 Barry Yates (1971)

## ASSISTS

- 248 Steve Blake (2001)
- 221 Keith Gatlin (1985)
- 165 Brad Davis (1976)
- 159 John Gilchrist (2004)
- 159 John Lucas (1974)
- 143 Terrell Stokes (1997)
- 136 Duane Simpkins (1994)
- 127 Juan Dixon (2000)

## STEALS

- 96 Juan Dixon (2000)
- 78 Johnny Rhodes (1994)
- 64 Dutch Morley (1980)
- 57 Steve Blake (2001)
- 57 Laron Profit (1997)
- 57 Wait Williams (1990)
- 56 John Gilchrist (2004)
- 53 Chris McCray (2004)

## BLOCKED SHOTS

- 97 Joe Smith (1995)
- 97 Joe Smith (1995)
- 79 Lonny Baxter (2000)
- 77 Terence Morris (1999)
- 71 Derrick Lewis (1986)
- 55 Ekene Ibekwe (2005)
- 53 Chris Wilcox (2002)
- 43 Keith Booth (1995)
- 36 Travis Garrison (2004)
- 36 Cedric Lewis (1989)

## FIELD GOALS MADE

- 253 John Lucas (1974)
- 245 Joe Smith (1995)
- 236 Jerrod Mustaf (1990)
- 235 Tom McMillen (1972)
- 234 Juan Dixon (2000)
- 222 Ernest Graham (1979)
- 218 Lonny Baxter (2000)
- 211 Len Bias (1984)

## FIELD GOALS ATTEMPTED

- 506 Juan Dixon (2000)
- 495 John Lucas (1974)
- 454 Ernest Graham (1979)
- 446 Jerrod Mustaf (1990)
- 428 Tom McMillen (1972)
- 424 Joe Smith (1995)
- 424 Jay McMillen (1965)
- 420 Adrian Branch (1983)

## 3-POINT FIELD GOALS MADE

- 49 Juan Dixon (2000)
- 43 John Gilchrist (2004)
- 40 Johnny Rhodes (1994)
- 38 Duane Simpkins (1994)
- 37 Steve Blake (2001)
- 36 Nik Caner-Medley (2004)
- 36 Mike Jones (2005)
- 35 Laron Profit (1997)

## 3-POINT FIELD GOALS ATTEMPTED

- 135 Juan Dixon (2000)
- 129 Johnny Rhodes (1994)
- 115 Nik Caner-Medley (2004)
- 112 John Gilchrist (2004)
- 102 Mike Jones (2005)
- 101 Chris McCray (2004)
- 99 Laron Profit (1997)
- 95 Danny Miller (2000)

## FREE THROWS MADE

- 209 Joe Smith (1995)
- 197 Tom McMillen (1972)
- 134 Jim O'Brien (1971)
- 133 Jim Halleck (1957)
- 127 Jerrod Mustaf (1990)
- 118 Adrian Branch (1983)
- 114 Keith Booth (1995)
- 113 Juan Dixon (2000)

## FREE THROW ATTEMPTS

- 282 Joe Smith (1995)
- 241 Tom McMillen (1972)
- 187 Lonny Baxter (2000)
- 174 Jim Halleck (1957)
- 171 Jim O'Brien (1971)
- 165 Adrian Branch (1983)
- 164 Keith Booth (1995)
- 164 Jerrod Mustaf (1990)

# JUNIOR RECORDS



Len Bias

## POINTS

1.	701	Len Bias (1985)
2.	674	Albert King (1980)
3.	654	Juan Dixon (2001)
4.	616	Tom McMillen (1973)
5.	605	Will Hetzel (1969)
6.	579	Steve Francis (1999)
7.	561	Lonny Baxter (2001)
8.	537	Terence Morris (2000)

## SCORING AVERAGE

1.	23.3	Will Hetzel (1969)
2.	21.7	Albert King (1980)
3.	21.2	Tom McMillen (1973)
4.	20.9	Bob Kessler (1955)
5.	19.6	Derrick Lewis (1987)
6.	19.5	John Lucas (1975)
7.	18.9	Len Bias (1985)
8.	18.7	Walt Williams (1991)

## REBOUNDS

1.	363	Buck Williams (1981)
2.	318	Will Hetzel (1969)
3.	293	Terence Morris (2000)
4.	290	Len Elmore (1973)
5.	286	Lonny Baxter (2001)
6.	284	Tom McMillen (1973)
7.	271	Gary Ward (1965)
8.	253	Larry Gibson (1978)

## REBOUND AVERAGE

1.	12.2	Will Hetzel (1969)
2.	11.7	Buck Williams (1981)
3.	11.2	Len Elmore (1973)
4.	11.8	Bob Eicher (1962)
5.	11.6	Al Bunge (1959)
6.	11.0	Bob Kessler (1955)
7.	10.4	Gary Ward (1965)
8.	10.1	Rod Horst (1969)

## ASSISTS

1.	286	Steve Blake (2002)
2.	204	Keith Gatlin (1986)
3.	172	Rudy Archer (1988)
4.	162	Duane Simpkins (1995)
5.	154	Kevin McLinton (1992)
6.	153	John Gilchrist (2005)
7.	152	Steve Francis (1999)
8.	149	Terrell Stokes (1998)

## STEALS

1.	95	Juan Dixon (2001)
	95	Steve Francis (1999)
3.	87	Laron Profit (1998)
4.	85	Johnny Rhodes (1995)
5.	58	Chris McCray (2005)
6.	56	Steve Blake (2002)
7.	53	Terence Morris (2000)
8.	47	Kevin McLinton (1992)

## BLOCKED SHOTS

1.	114	Derrick Lewis (1987)
2.	71	Terence Morris (2000)
3.	57	Larry Gibson (1978)
4.	55	Lonny Baxter (2001)
5.	49	Cedric Lewis (1990)
6.	43	Travis Garrison (2005)
7.	37	Obinna Ekezie (1998)
8.	36	Laron Profit (1998)

## FIELD GOALS MADE

1.	275	Albert King (1980)
2.	274	Len Bias (1985)
3.	250	Tom McMillen (1973)
4.	233	Will Hetzel (1969)
5.	232	Juan Dixon (2001)
6.	219	Lonny Baxter (2001)
7.	205	Steve Francis (1999)
8.	203	Steve Sheppard (1976)

## FIELD GOALS ATTEMPTED

1.	527	Will Hetzel (1969)
2.	519	Len Bias (1985)
3.	497	Albert King (1980)
4.	480	Juan Dixon (2001)
5.	468	Bob Kessler (1955)
6.	427	Tom McMillen (1973)
7.	412	Laron Profit (1998)
8.	409	Nik Caner-Medley (2005)

## 3-POINT FIELD GOALS MADE

1.	64	Teyon McCoy (1990)
2.	62	Juan Dixon (2001)
3.	48	Rudy Archer (1988)
4.	45	Steve Francis (1999)
	45	Johnny Rhodes (1995)
6.	44	Steve Blake (2002)
7.	43	Nik Caner-Medley (2005)
8.	42	Sarunas Jasikevicius (1997)

## 3-POINT FIELD GOALS ATTEMPTED

1.	164	Teyon McCoy (1990)
2.	151	Juan Dixon (2001)
3.	131	Sarunas Jasikevicius (1997)
4.	128	Steve Blake (2002)
5.	126	Nik Caner-Medley (2005)
6.	122	Rudy Archer (1988)
7.	120	Chris McCray (2005)
	120	Johnny Rhodes (1995)

## FREE THROWS MADE

1.	162	Keith Booth (1996)
2.	153	Len Bias (1985)
3.	139	Will Hetzel (1969)
4.	134	Obinna Ekezie (1998)
5.	131	Bob Kessler (1955)
6.	130	Jerry Greenspan (1962)
7.	128	Juan Dixon (2001)
8.	124	Steve Francis (1999)

## FREE THROW ATTEMPTS

1.	214	Keith Booth (1996)
2.	206	Lonny Baxter (2001)
3.	200	Obinna Ekezie (1998)
4.	197	Len Bias (1985)
5.	182	Buck Williams (1981)
6.	177	Derrick Lewis (1987)
7.	171	Will Hetzel (1969)
8.	167	Jerry Greenspan (1962)

# SENIOR RECORDS



Walt Williams

## POINTS

1.	776	Walt Williams (1992)
2.	743	Len Bias (1986)
3.	735	Juan Dixon (2002)
4.	671	Adrian Branch (1985)
5.	654	Gene Shue (1954)
6.	624	Keith Booth (1997)
7.	559	Albert King (1981)
8.	557	John Lucas (1976)
	557	Tony Massenburg (1990)

## SCORING AVERAGE

1.	26.8	Walt Williams (1992)
2.	23.2	Len Bias (1986)
3.	20.42	Juan Dixon (2002)
	20.42	Bob Kessler (1956)
5.	19.9	John Lucas (1976)
6.	19.5	Keith Booth (1997)
7.	19.4	Tom McMillen (1974)
8.	18.5	Evers Burns (1993)

## REBOUNDS

1.	412	Len Elmore (1974)
2.	336	Bob Kessler (1956)
3.	321	Tom Roy (1975)
4.	314	Tony Massenburg (1990)
5.	288	Lonny Baxter (2002)
6.	283	Jamar Smith (2004)
7.	277	Terence Morris (2001)
8.	269	Ben Coleman (1984)
	269	Tom McMillen (1974)

## REBOUND AVERAGE

1.	14.7	Len Elmore (1974)
2.	14.0	Bob Kessler (1956)
3.	12.6	Al Bunge (1960)
4.	11.1	Tom Roy (1975)
5.	10.7	Bob McDonald (1961)
6.	10.4	Bob Everett (1955)
7.	10.1	Tony Massenburg (1990)
8.	10.0	Tom McMillen (1974)

## ASSISTS

1.	221	Steve Blake (2003)
2.	213	Terrell Stokes (1999)
3.	175	Kevin McLinton (1993)
4.	135	Greg Nared (1989)
	135	Mickey Wiles (1970)
6.	124	Dutch Morley (1982)
7.	121	Bob Bodell (1973)
8.	120	Ernest Graham (1981)
9.	118	Duane Simpkins (1996)

## STEALS

1.	110	Johnny Rhodes (1996)
2.	92	Juan Dixon (2002)
3.	68	Laron Profit (1999)
4.	67	Terrell Stokes (1999)
5.	64	Keith Booth (1997)
6.	60	Walt Williams (1992)
7.	50	Steve Blake (2003)
8.	47	Evers Burns (1993)
9.	46	Kevin McLinton (1993)
	46	Greg Nared (1989)

## BLOCKED SHOTS

1.	143	Cedric Lewis (1991)
2.	79	Terence Morris (2001)
3.	69	Lonny Baxter (2002)
4.	59	Tahj Holden (2003)
5.	58	Larry Gibson (1979)
6.	55	Derrick Lewis (1988)
7.	42	Ben Coleman (1984)
7.	37	Tony Massenburg (1990)
8.	36	Ryan Randle (2003)
	36	Chris Kerwin (1993)

## FIELD GOALS MADE

1.	270	Adrian Branch (1985)
2.	267	Len Bias (1986)
3.	256	Walt Williams (1992)
4.	251	Juan Dixon (2002)
5.	233	John Lucas (1976)
6.	232	Albert King (1981)
7.	214	Tom McMillen (1974)
8.	211	Evers Burns (1993)

## FIELD GOALS ATTEMPTED

1.	542	Walt Williams (1992)
2.	535	Juan Dixon (2002)
3.	529	Adrian Branch (1985)
4.	491	Len Bias (1986)
5.	469	Gene Shue (1954)
6.	462	Albert King (1981)
7.	456	John Lucas (1976)
8.	437	Keith Booth (1997)

## 3-POINT FIELD GOALS MADE

1.	92	Juan Dixon (2002)
2.	89	Walt Williams (1992)
3.	73	Drew Nicholas (2003)
4.	64	Steve Blake (2003)
5.	60	Sarunas Jasikevicius (1998)
6.	56	Keith Gatlin (1988)
7.	48	Matt Roe (1991)
8.	45	Duane Simpkins (1996)
9.	42	Johnny Rhodes (1996)
10.	34	Mario Lucas (1996)
	34	John Johnson (1989)

## 3-POINT FIELD GOALS ATTEMPTED

1.	240	Walt Williams (1992)
2.	232	Juan Dixon (2002)
3.	178	Drew Nicholas (2003)
4.	154	Steve Blake (2003)
5.	156	Matt Roe (1991)
6.	151	Sarunas Jasikevicius (1998)
7.	135	Johnny Rhodes (1996)
8.	113	Keith Gatlin (1988)
9.	100	Duane Simpkins (1996)
10.	99	Mario Lucas (1996)
	99	Greg Nared (1989)

## FREE THROWS MADE

1.	213	Keith Booth (1997)
2.	209	Len Bias (1986)
3.	175	Walt Williams (1992)
4.	174	Bob Kessler (1956)
5.	147	Lonny Baxter (2002)
6.	145	Tony Massenburg (1990)
7.	143	Jerry Greenspan (1963)
8.	141	Juan Dixon (2002)

## FREE THROW ATTEMPTS

1.	297	Keith Booth (1997)
2.	263	Bob Kessler (1956)
3.	242	Len Bias (1986)
4.	236	Lonny Baxter (2002)
5.	231	Walt Williams (1992)
6.	201	Tony Massenburg (1990)
7.	191	Jerry Greenspan (1963)
8.	182	Bob Everett (1955)



20  
06

MARYLAND

27  
SPORTS

1  
TEAM



# ANNUAL LEADERS

Year	SCORING		REBOUNDING		FIELD GOAL PCT.			
	Leader	Points	Avg.	Leader	Rebs.	Avg.	Leader	FG Pct.
2004-05	Nik Caner-Medley	511	16.0	Travis Garrison	207	6.5	James Gist	.493
2003-04	John Gilchrist	492	15.4	Jamar Smith	283	8.8	Ekene Ibekwe	.504
2002-03	Drew Nicholas	552	17.8	Ryan Randle	224	7.2	John Gilchrist	.588
2001-02	Juan Dixon	735	20.4	Lonny Baxter	288	8.2	Lonny Baxter	.545
2000-01	Juan Dixon	645	18.2	Lonny Baxter	286	7.9	Lonny Baxter	.566
1999-00	Juan Dixon	630	18.0	Lonny Baxter	308	8.8	Lonny Baxter	.533
1998-99	Steve Francis	579	17.0	Terence Morris	242	7.1	Terence Morris	.551
1997-98	Laron Profit	506	15.8	Rodney Elliott	236	7.4	Terence Morris	.523
1996-97	Keith Booth	624	19.5	Keith Booth	253	7.9	Obinna Ekezie	.550
1995-96	Johnny Rhodes	502	16.7	Keith Booth	233	7.8	Johnny Rhodes	.478
1994-95	Joe Smith	708	20.4	Joe Smith	362	10.7	Joe Smith	.578
1993-94	Joe Smith	582	19.4	Joe Smith	321	10.7	Joe Smith	.522
1992-93	Evers Burns	518	18.5	Evers Burns	249	8.9	Evers Burns	.506
1991-92	Walt Williams	776	26.8	Evers Burns	206	7.1	Evers Burns	.516
1990-91	Matt Roe	498	17.8	Cedric Lewis	233	8.3	Garfield Smith	.527
	Walt Williams	318	18.7					
1989-90	Jerrold Mustaf	609	18.5	Tony Massenburg	314	10.1	Jerrold Mustaf	.529
1988-89	Tony Massenburg	481	16.6	Tony Massenburg	226	7.8	Tony Massenburg	.550
1987-88	Derrick Lewis	466	15.0	Derrick Lewis	237	7.6	Brian Williams	.600
1986-87	Derrick Lewis	510	19.6	Derrick Lewis	248	9.5	Derrick Lewis	.602
1985-86	Len Bias	743	23.2	Len Bias	224	7.0	Tom Jones	.551
1984-85	Len Bias	701	18.9	Len Bias	251	6.8	Len Bias	.530
1983-84	Ben Coleman	491	15.3	Ben Coleman	269	8.4	Ben Coleman	.608
1982-83	Adrian Branch	541	18.7	Ben Coleman	242	8.1	Ben Coleman	.571
1981-82	Adrian Branch	442	15.2	Herman Veal	213	7.3	Charles Pittman	.611
1980-81	Albert King	559	18.0	Buck Williams	363	11.7	Buck Williams	.647
1979-80	Albert King	674	21.7	Buck Williams	242	10.1	Greg Manning	.643
1978-79	Ernest Graham	499	16.6	Buck Williams	323	10.8	Buck Williams	.583
1977-78	Lawrence Boston	428	15.5	Larry Gibson	253	9.0	Lawrence Boston	.580
1976-77	Lawrence Boston	338	13.0	Larry Gibson	228	8.4	Lawrence Boston	.597
	Steve Sheppard	309	16.2					
1975-76	John Lucas	557	19.9	Lawrence Boston	157	8.9	Maurice Howard	.553
				Larry Gibson	249	9.8		
1974-75	John Lucas	469	19.5	Tom Roy	321	11.1	Tom Roy	.606
1973-74	John Lucas	564	20.1	Len Elmore	412	14.7	Maurice Howard	.553
1972-73	Tom McMillen	616	21.2	Len Elmore	290	11.2	Tom McMillen	.585
1971-72	Tom McMillen	667	20.8	Len Elmore	351	11.0	Tom McMillen	.549
1970-71	Howard White	389	15.6	Barry Yates	224	8.6	Charlie Blank	.473
	Jim O'Brien	342	16.3					
1969-70	Rod Horst	605	16.5	Rod Horst	258	9.9	Rod Horst	.532
1968-69	Will Hetzel	605	23.3	Will Hetzel	318	12.2	Rod Horst	.480
1967-68	Pete Johnson	360	15.0	Jay McMillen	195	8.1	Will Hetzel	.423
1966-67	Jay McMillen	392	16.3	Jay McMillen	195	8.1	Rich Drescher	.445
1965-66	Gary Ward	430	17.2	Gary Ward	241	9.6	Gary Ward	.463
1964-65	Jay McMillen	512	19.7	Gary Ward	271	10.4	Jay McMillen	.486
1963-64	George Suder	327	13.0	Rick Wise	185	7.1	Jackie Clark	.480
				Gary Ward	103	7.4		
1962-63	Jerry Greenspan	365	17.4	Jerry Greenspan	184	8.8	Connie Carpenter	.447
1961-62	Jerry Greenspan	380	15.2	Jerry Greenspan	235	9.4	Bruce Kelleher	.437
1960-61	Bob McDonald	347	13.4	Bob McDonald	279	10.7	Bob McDonald	.453
1959-60	Al Bunge	383	16.6	Al Bunge	289	12.6	Paul Jelus	.470
1958-59	Charles McNeil	311	14.8	Al Bunge	241	10.5	Charles McNeil	.443
1957-58	Charles McNeil	311	14.8	Al Bunge	265	9.1	Nick Davis	.463
1956-57	Bob O'Brien	342	13.2	Jim Halleck	195	7.5	John Nacinick	.470
1955-56	Bob Kessler	490	20.4	Bob Kessler	336	14.0	Bob O'Brien	.421
1954-55	Bob Kessler	487	20.3				— not available —	—
1953-54	Gene Shue	654	21.8				Gene Shue	.506
1952-53	Gene Shue	508	22.1				Gene Shue	.469
1951-52	— not available —	—	—				— not available —	—
1950-51	Lee Brawley	404	15.0				Dick Koffenberger	.480



Evers Burns



Bob McDonald



Tony Massenburg

**FREE THROW PCT.**

Year	Leader	Pct.
2004-05	Chris McCray	.903
2003-04	Chris McCray	.822
2002-03	Drew Nicholas	.852
2001-02	Juan Dixon	.898
2000-01	Juan Dixon	.865
1999-00	Juan Dixon	.790
1998-99	Juan Dixon	.830
1997-98	Sarunas Jasikevicius	.759
1996-97	Sarunas Jasikevicius	.742
1995-96	Duane Simpkins	.845
1994-95	Duane Simpkins	.841
1993-94	Duane Simpkins	.784
1992-93	Kevin McLinton	.822
1991-92	Kevin McLinton	.781
1990-91	Walt Williams	.837
1989-90	Walt Williams	.776
1988-89	John Johnson	.790
1987-88	Rudy Archer	.770
1986-87	John Johnson	.790
1985-86	Len Bias	.864
1984-85	Keith Gatlin	.862
1983-84	Len Bias	.767
1982-83	Herman Veal	.762
1981-82	Herman Veal	.780
1980-81	Greg Manning	.821
1979-80	Greg Manning	.908
1978-79	Greg Manning	.857
1977-78	Jo Jo Hunter	.863
1976-77	Brad Davis	.784
1975-76	Maurice Howard	.828
1974-75	John Lucas	.836
1973-74	Maurice Howard	.786
1972-73	Jim O'Brien	.844
1971-72	Ton McMillen	.817
1970-71	Jim O'Brien	.784
1969-70	Will Hetzel	.781
1968-69	Will Hetzel	.813
1967-68	Pete Johnson	.721
1966-67	Jay McMillen	.787
1965-66	Jay McMillen	.792
1964-65	Gary Ward	.818
1963-64	Neil Brayton	.803
1962-63	Jerry Greenspan	.749
1961-62	Bruce Kelleher	.816
1960-61	Bob McDonald	.873
1959-60	Paul Jelus	.842
1958-59	Jerry Bechtle	.783
1957-58	Charles McNeil	.762
1956-57	Jim Halleck	.764
1955-56	Bob O'Brien	.767
1954-55	— not available —	—
1953-54	Gene Shue	.789
1952-53	Gene Shue	.700
1951-52	— not available —	—
1950-51	Dick Koffenberger	.772

**ASSISTS**

Year	Leader	Assists	Avg.
2004-05	John Gilchrist	153	5.5
2003-04	John Gilchrist	159	5.0
2002-03	Steve Blake	221	7.1
2001-02	Steve Blake	286	7.9
2000-01	Steve Blake	248	6.9
1999-00	Steve Blake	217	6.2
1998-99	Terrell Stokes	213	6.3
1997-98	Terrell Stokes	149	4.7
1996-97	Terrell Stokes	143	4.5
1995-96	Duane Simpkins	118	4.4
1994-95	Duane Simpkins	162	4.8
1993-94	Duane Simpkins	136	4.5
1992-93	Kevin McLinton	154	5.3
1991-92	Kevin McLinton	154	5.3
1990-91	Kevin McLinton	123	4.4
1989-90	Walt Williams	91	5.4
1988-89	Walt Williams	149	4.5
1987-88	Greg Nared	135	4.8
1986-87	Rudy Archer	172	5.5
1985-86	Teyon McCoy	111	4.3
1984-85	Keith Gatlin	204	6.4
1983-84	Keith Gatlin	221	6.0
1982-83	Keith Gatlin	148	4.6
1981-82	Jeff Adkins	121	4.0
1980-81	Dutch Morley	128	4.3
1979-80	Ernest Graham	120	3.9
1978-79	Ernest Graham	136	4.4
1977-78	Dutch Morley	128	4.3
1976-77	Greg Manning	74	2.6
1975-76	Brad Davis	132	4.9
1974-75	Brad Davis	165	5.9
1973-74	Brad Davis	134	4.6
1972-73	John Lucas	159	5.7
1971-72	John Lucas	178	5.9
1970-71	Howard White	93	2.9
1969-70	Jim O'Brien	70	3.3
1968-69	Mickey Wiles	135	5.2

**STEALS**

Year	Leader	Steals	Avg.
2004-05	Chris McCray	58	1.9
2003-04	John Gilchrist	56	1.8
2002-03	Steve Blake	50	1.6
2001-02	Juan Dixon	92	2.6
2000-01	Juan Dixon	95	2.6
1999-00	Juan Dixon	96	2.7
1998-99	Steve Francis	95	2.8
1997-98	Laron Profit	87	2.7
1996-97	Keith Booth	64	2.0
1995-96	Johnny Rhodes	110	3.7
1994-95	Johnny Rhodes	85	2.5
1993-94	Johnny Rhodes	78	2.3
1992-93	Johnny Rhodes	71	2.5
1991-92	Walt Williams	60	2.1
1990-91	Cedric Lewis	48	1.5
1989-90	Walt Williams	57	1.7
1988-89	Greg Nared	46	1.6
1987-88	Derrick Lewis	45	1.5
1986-87	Derrick Lewis	38	1.5
1985-86	Derrick Lewis	37	1.1
1984-85	Adrian Branch	45	1.2
1983-84	Adrian Branch	29	1.0
1982-83	Jeff Adkins	23	0.8
1981-82	Dutch Morley	33	1.1
1980-81	Ernest Graham	42	1.4
1979-80	Dutch Morley	64	2.1
1978-79	Dutch Morley	43	1.4
1977-78	Jo Jo Hunter	26	1.0
1976-77	Steve Sheppard	27	1.4

**BLOCKED SHOTS**

Year	Leader	Blocks	Avg.
2004-05	Ekene Ibekwe	55	1.8
2003-04	Ekene Ibekwe	44	1.4
2002-03	Ryan Randle	36	1.2
2001-02	Lonny Baxter	69	2.0
2000-01	Terence Morris	79	2.2
1999-00	Lonny Baxter	79	2.3
1998-99	Terence Morris	77	2.3
1997-98	Obinna Ekezie	37	1.2
1996-97	Obinna Ekezie	33	1.1
1995-96	Keith Booth	23	0.8
1994-95	Joe Smith	97	2.9
1993-94	Joe Smith	93	3.1
1992-93	Chris Kerwin	30	1.1
1991-92	Chris Kerwin	31	1.1
1990-91	Cedric Lewis	143	5.1
1989-90	Cedric Lewis	49	1.5
1988-89	Cedric Lewis	36	1.3
1987-88	Derrick Lewis	55	1.8
1986-87	Derrick Lewis	114	4.4
1985-86	Derrick Lewis	71	2.2
1984-85	Derrick Lewis	99	2.7
1983-84	Ben Coleman	48	1.3
1982-83	Ben Coleman	33	1.1
1981-82	Charles Pittman	31	1.3
1980-81	Buck Williams	29	0.9
1979-80	Taylor Baldwin	35	1.1
1978-79	Larry Gibson	58	1.9
1977-78	Larry Gibson	57	2.0
1976-77	Larry Gibson	67	2.5



Jim O'Brien



Cedric Lewis



Kevin McLinton



20  
06

MARYLAND

27  
SPORTS

1  
TEAM



# TEAM RECORDS • SEASON

All seasons are reflected by a single year (i.e., 1950-51 is indicated as 1951). Statistical records except for wins and losses are since 1951, except for the following: three-point records are since 1987; assists records are since 1970; blocks and steals records are since 1977.

## MOST GAMES PLAYED

- 37 in 1985 (25 wins, 12 losses)
- 36 in 2002 (32 wins, 4 losses)
- 36 in 2001 (25 wins, 11 losses)
- 35 in 2000 (25 wins, 10 losses)

## HIGHEST WIN PERCENTAGE

- 889 (32-4), 2002
- 844 (27-5), 1972
- 828 (24-5), 1975
- 824 (28-6), 1999
- 824 (14-3), 1926
- 821 (23-5), 1974

## LOWEST WIN PERCENTAGE

- .000 (0-16), 1914
- .000 (0-2), 1905
- .045 (1-21), 1941
- .125 (2-14), 1945
- .167 (1-5), 1919

## HIGHEST HOME COURT WINNING PCT.

- 1.000 (16-0), 1995
- 1.000 (15-0), 2002
- 1.000 (16-0), 1980
- 1.000 (14-0), 1972
- 1.000 (11-0), 1928
- .938 (15-1), 2000
- .929 (13-1), 1999
- .923 (12-1), 1974
- .923 (12-1), 1973
- .917 (11-1), 1932
- .909 (10-1), 1958
- .909 (10-1), 1926

## MOST WINS

- 32 in 2002
- 28 in 1999
- 27 in 1972
- 26 in 1995
- 25 in 2001
- 25 in 2000
- 25 in 1985

## MOST LOSSES

- 21 in 1941
- 20 in 1989
- 18 in 1969
- 18 in 1950
- 18 in 1949

## MOST CONSECUTIVE WINS

- 14 (began vs. Washington & Lee on Jan. 15, 1932; ended by No. Carolina on Feb. 19, 1932)
- 13 (began vs. Clemson on Jan. 20, 2002; ended by NC State on March 9, 2002)
- 11 (began vs. Howard on Nov. 26, 1996; ended by Georgia on Dec. 30, 1996)
- 11 (began vs. E. Carolina on Nov. 29, 1975; ended by Wake Forest on Jan. 10, 1976)
- 11 (began vs. Duke on Feb. 2, 1973; ended by NC State on March 9, 1973)
- 10 (began vs. Michigan on Dec. 2, 2000; ended by No. Carolina on Jan. 10, 2001)
- 10 (began vs. W. Carolina on Nov. 14, 1998; ended by Kentucky on Dec. 12, 1998)
- 10 (began vs. Alaska-Anchorage on Nov. 24, 1984; ended by Ga. Tech on Dec. 28, 1984)
- 10 (began vs. Ball St. on Nov. 30, 1976; ended by Wake Forest on Jan. 8, 1977)
- 10 (began vs. Brown on Nov. 29, 1972; ended by NC State on Jan. 14, 1973)

## MOST CONSECUTIVE LOSSES

- 22 (began vs. Duke on March 1, 1940; ended vs. Washington College on Feb. 22, 1941)

## MOST CONSECUTIVE ACC WINS

- Overall: 14 (began vs. Clemson on Jan. 20, 2002; ended at Wake Forest on Jan. 15, 2003)
- Season: 12 (began vs. Clemson on Jan. 20, 2002; final 12 ACC games of 2001-02 season)

## MOST CONSECUTIVE HOME WINS

- Overall: 24 (began vs. UMES on Nov. 30, 1979; ended vs. Virginia on Jan. 14, 1981)

## MOST CONSECUTIVE NON-LEAGUE HOME WINS

- 87 (began vs. Alcorn St. on Dec. 30, 1989; ended vs. Florida on Dec. 14, 2002)

## MOST HOME GAMES WITHOUT CONSECUTIVE LOSSES

- 163 (began Feb. 24, 1993 vs. NC State; still current entering the 2004-05 season)

## MOST OVERTIME GAMES

- 4 in 2005, 2004, 1998, 1965

## MOST OVERTIME PERIODS

- 7 in 1984

## MOST 100-POINT GAMES

- 8 in 1975
- 8 in 1974

## CONSECUTIVE 100-PT. GAMES

- 4 in 2001 (123 vs. Norfolk State, 117 vs. Chicago State, 105 vs. Md.-Eastern Shore, 104 at Clemson)

## OVERALL TOTAL ATTENDANCE

- 608,859 in 2002 (36 games)
- 528,916 in 2001 (36 games)
- 509,925 in 2004 (32 games)
- 503,648 in 2000 (35 games)
- 475,751 in 2005 (32 games)
- 473,626 in 1999 (34 games)
- 414,318 in 2003 (31 games)

## HOME TOTAL ATTENDANCE

- 299,391 in 2005 (18 games)
- 287,200 in 2004 (16 games)
- 281,057 in 2003 (16 games)
- 240,254 in 1977 (19 games)
- 226,369 in 2000 (16 games)
- 221,020 in 1995 (16 games)
- 212,495 in 2002 (15 games)
- 202,365 in 1999 (14 games)

## OVERALL AVG. ATTENDANCE

- 16,912 in 2002 (36 games)
- 16,591 in 2003 (31 games)
- 15,935 in 2004 (32 games)
- 14,867 in 2005 (32 games)
- 14,692 in 2001 (36 games)
- 14,390 in 2000 (35 games)
- 13,944 in 1998 (32 games)
- 13,930 in 1999 (34 games)

## HOME AVG. ATTENDANCE

- 17,950 in 2004 (16 games)
- 17,566 in 2003 (16 games)
- 16,633 in 2005 (18 games)
- 14,455 in 1999 (14 games)
- 14,166 in 2002 (15 games)
- 14,148 in 2000 (16 games)
- 14,058 in 2001 (14 games)

## MOST POINTS SCORED

- 3,067 in 2001 (36 games)
- 3,060 in 2002 (36 games)
- 2,946 in 1995 (34 games)
- 2,873 in 1999 (34 games)
- 2,747 in 1990 (33 games)
- 2,683 in 2000 (35 games)

## AVERAGE POINTS PER GAME

- 89.9 in 1975 (2,607 in 29 games)
- 88.2 in 1976 (2,469 in 28 games)
- 87.1 in 1973 (2,613 in 30 games)
- 86.7 in 1995 (2,946 in 34 games)
- 85.7 in 1974 (2,400 in 28 games)

## AVERAGE SCORING MARGIN

- 18.1 points in 1999 (84.5-66.4)
- 16.7 points in 1974 (85.7-69.0)
- 15.3 points in 1975 (89.9-74.6)
- 14.1 points in 2002 (85.0-70.9)
- 13.9 points in 1976 (88.2-74.3)
- 13.0 points in 2003 (79.7-66.7)
- 12.9 points in 1973 (87.1-74.2)

## MOST POINTS ALLOWED

- 2,605 in 2001 (36 games)
- 2,563 in 1990 (33 games)
- 2,552 in 2002 (36 games)
- 2,514 in 1995 (34 games)

## HIGHEST SCORING AVG. ALLOWED PER GAME

- 84.1 in 1969 (2,188 in 26 games)
- 79.53 in 1978 (2,227 in 28 games)
- 79.50 in 1993 (2,226 in 28 games)

## LOWEST SCORING AVERAGE ALLOWED PER GAME

- 46.5 in 1952 (1,116 in 22 games)
- 52.6 in 1951 (1,420 in 27 games)
- 54.3 in 1953 (1,256 in 23 games)

## MOST FIELD GOALS MADE

- 1,120 in 2001 (36 games)
- 1,089 in 1973 (30 games)
- 1,083 in 2002 (36 games)
- 1,049 in 1974 (28 games)
- 1,044 in 1999 (34 games)
- 1,038 in 1985 (37 games)

## MOST FIELD GOALS ATTEMPTED

- 2,313 in 2001 (36 games)
- 2,248 in 2002 (36 games)
- 2,151 in 2000 (35 games)
- 2,108 in 1999 (34 games)
- 2,094 in 1973 (30 games)
- 2,094 in 2005 (32 games)
- 2,080 in 1995 (34 games)

## FIELD GOAL PERCENTAGE

- .551 in 1980 (985 of 1,789)
- .547 in 1975 (1,049 of 1,918)
- .539 in 1984 (941 of 1,745)
- .537 in 1976 (996 of 1,854)
- .532 in 1981 (943 of 1,774)

## MOST FREE THROWS MADE

- 697 in 1995 (34 games)
- 677 in 2002 (36 games)
- 633 in 1990 (33 games)
- 622 in 2001 (36 games)
- 616 in 1997 (32 games)
- 601 in 1999 (34 games)
- 600 in 2005 (32 games)

## MOST FREE THROWS ATTEMPTED

- 987 in 1995 (34 games)
- 933 in 2002 (36 games)
- 904 in 1997 (32 games)
- 894 in 2001 (36 games)
- 893 in 1990 (33 games)
- 858 in 1958 (29 games)

## FREE THROW PERCENTAGE

- .758 in 1976 (477 of 629)
- .757 in 1975 (509 of 672)
- .751 in 1982 (476 of 634)
- .747 in 1960 (399 of 534)
- .7460 in 1974 (376 of 504)

## 3-POINT FIELD GOALS MADE

- 217 in 2002 (36 games)
- 205 in 2001 (36 games)
- 204 in 2003 (31 games)
- 195 in 2000 (35 games)
- 195 in 1988 (31 games)
- 185 in 1996 (30 games)
- 184 in 1999 (35 games)

## 3-POINT FIELD GOALS ATT.

- 580 in 2002 (36 games)
- 553 in 2000 (35 games)
- 544 in 1996 (30 games)
- 542 in 2005 (32 games)
- 540 in 2001 (36 games)
- 523 in 2003 (31 games)
- 508 in 1995 (34 games)
- 504 in 1999 (34 games)

## 3-POINT FIELD GOAL PCT.

- .461 in 1987 (122 of 290)
- .430 in 1988 (195 of 451)
- .396 in 1990 (100 of 278)
- .380 in 2001 (205 of 540)
- .374 in 2002 (217 of 580)
- .365 in 1999 (184 of 504)

## MOST REBOUNDS

- 1,479 in 2002 (36 games)
- 1,478 in 2001 (36 games)
- 1,388 in 1972 (32 games)
- 1,385 in 2005 (32 games)
- 1,368 in 1974 (28 games)
- 1,367 in 1995 (34 games)
- 1,361 in 1973 (30 games)

## AVERAGE REBOUNDS PER GAME

- 49.1 in 1955 (1,178 in 24 games)
- 48.9 in 1974 (1,368 in 28 games)
- 48.3 in 1956 (1,158 in 24 games)
- 45.4 in 1973 (1,361 in 30 games)
- 45.2 in 1970 (1,174 in 26 games)

## MOST ASSISTS

- 714 in 2002 (36 games)
- 692 in 2001 (36 games)
- 674 in 1999 (34 games)
- 667 in 2000 (35 games)
- 641 in 1995 (34 games)
- 602 in 1998 (32 games)

## AVERAGE ASSISTS PER GAME

- 19.83 in 2002 (714 in 36 games)
- 19.82 in 1999 (674 in 34 games)
- 19.2 in 2001 (692 in 35 games)
- 19.1 in 2000 (667 in 36 games)
- 18.9 in 1995 (641 in 34 games)
- 18.8 in 1998 (602 in 32 games)

## MOST BLOCKED SHOTS

- 235 in 2000 (35 games)
- 215 in 2004 (32 games)
- 216 in 2002 (36 games)
- 213 in 2001 (36 games)
- 202 in 1999 (34 games)
- 200 in 2005 (32 games)
- 198 in 2003 (31 games)
- 185 in 1991 (28 games)
- 181 in 1985 (37 games)

## MOST STEALS

- 431 in 1999 (34 games)
- 355 in 2000 (35 games)
- 329 in 1996 (30 games)
- 322 in 2003 (31 games)
- 322 in 2001 (36 games)
- 303 in 1994 (30 games)
- 302 in 2002 (36 games)

## MOST PERSONAL FOULS

- 713 in 2001 (36 games)
- 704 in 1990 (33 games)
- 672 in 1999 (34 games)

# TEAM RECORDS • GAME

## HIGHEST OVERALL TOTAL ATTENDANCE

53,406 vs. Indiana on April 1, 2002 (NCAA Championship at Georgia Dome, Atlanta, Ga.)

## HIGHEST HOME TOTAL ATTENDANCE

17,950 40 times from 2002-05 (Comcast Center)

## MOST POINTS SCORED

138 vs. Morgan State (138-72), 12-23-94  
132 vs. North Texas (132-57), 12-23-98  
130 vs. East Carolina (130-106), 12-7-77  
128 vs. Canisius (128-103), 12-23-78  
127 vs. East Carolina (127-84), 11-29-75  
127 vs. Brown (127-82), 12-1-72

## MOST POINTS SCORED IN A HALF

85 vs. Morgan State, 12-23-94

## LARGEST MARGIN OF VICTORY

75 vs. North Texas (132-57), 12-23-98  
67 vs. Western Carolina (113-46), 11-14-98  
66 vs. Morgan State (138-72), 12-23-94  
66 vs. Md.-Eastern Shore (117-51), 2-27-87  
64 vs. DePauw (113-49), 12-12-74

## LARGEST ACC MARGIN OF VICTORY

40 vs. North Carolina (96-56), 2-22-03  
40 vs. South Carolina (99-59), 3-1-58  
40 at Clemson (81-41), 12-4-53  
39 vs. Clemson (91-52), 2-25-03  
33 at Florida State (96-63), 2-27-02  
33 vs. North Carolina (112-79), 1-9-02

## MOST POINTS SCORED IN A LOSS

111 vs. Duke (111-114), 2-10-90  
100 vs. NC State (100-103), 3-9-74

## MOST POINTS SCORED BY AN OPPONENT

114 at NC State (91-114), 2-27-91  
114 vs. Duke (111-114), 2-10-90  
110 vs. NC State (124-110), 12-20-78  
109 at North Carolina (109-75), 1-8-05  
108 vs. NC State (109-108), 3-1-78  
107 at North Carolina (87-107), 2-1-69

## FEWEST POINTS SCORED

28 vs. NC State (28-40), 3-5-82  
31 vs. South Carolina (31-30), 1-9-71  
36 at West Virginia (36-39), 12-15-51  
37 at NC State (37-53), 2-14-59  
38 vs. NC State (38-52), 2-24-82  
40 at Virginia (40-45), 1-12-82  
40 at Duke (40-36), 1-9-82  
40 vs. Duke (40-49), 2-16-51

## LARGEST MARGIN OF DEFEAT

39 vs. Wake Forest (41-80), 2-28-63  
36 vs. North Carolina (66-102), 3-12-93  
35 vs. UCLA (70-105), 3-18-00  
35 vs. Indiana (64-99), 3-14-81  
35 vs. North Carolina (70-105), 1-30-71

## FEWEST POINTS SCORED BY AN OPPONENT

25 vs. Washington & Lee (51-25), 2-4-54  
30 vs. South Carolina (31-30), 1-9-71  
31 vs. UMBC (67-31), 12-4-96  
31 vs. Duke (64-31), 1-7-59  
32 vs. AU-Puerto Rico (82-32), 11-26-98  
32 vs. Santa Clara (53-32), 12-22-73  
33 vs. Boston College (58-37), 12-30-73  
33 vs. Richmond (42-33), 2-21-51  
36 vs. UNC Wilmington (74-36), 12-27-97  
36 at Duke (40-36), 1-9-82

## MOST POINTS SCORED BY BOTH TEAMS

236 vs. East Carolina (130-106), 12-7-77  
234 vs. NC State (124-110), 12-20-78  
231 vs. Canisius (128-103), 12-23-78  
225 vs. Duke (111-114), 2-10-90  
217 vs. NC State (109-108), 3-1-78

## MOST FIELD GOALS MADE

55 vs. Canisius, 12-23-78  
55 vs. Brown, 11-29-72  
52 vs. East Carolina, 12-7-77  
51 vs. Boston U., 12-8-75  
51 vs. Virginia, 3-2-74

## FEWEST FIELD GOALS MADE

6 vs. Seton Hall, 12-30-41

## MOST FIELD GOAL ATTEMPTS

99 vs. Canisius, 12-23-78  
97 vs. East Carolina, 12-7-77  
93 vs. Long Island, 1-23-73  
93 vs. George Washington, 12-4-71  
93 vs. Miami-Ohio, 12-29-70

## FEWEST FIELD GOAL ATTEMPTS

18 vs. South Carolina, 1-9-71

## HIGHEST FIELD GOAL PERCENTAGE

.833 vs. South Carolina (15-18), 1-9-71  
.739 vs. Wake Forest (34-46), 1-28-86  
.732 vs. NC State (30-41), 12-20-80  
.704 vs. Miami-Ohio (50-71), 12-28-79  
.667 vs. Western Carolina (46-69), 11-14-98  
.631 vs. UMES (41-65), 2-17-86

## MOST FREE THROWS MADE

41 vs. Morgan State, 12-23-94  
40 vs. North Carolina, 3-8-58  
35 vs. NC State, 12-30-01  
35 vs. Lafayette, 12-23-96  
35 vs. Oklahoma, 1-12-93  
35 vs. North Carolina, 1-10-90

## MOST FREE THROWS ATTEMPTED

67 vs. Morgan State, 12-23-94  
57 vs. North Carolina, 1-3-53  
55 vs. Hofstra, 11-29-03  
52 vs. Oklahoma, 1-12-93  
50 vs. Lafayette, 12-23-97  
49 vs. NC State, 12-30-01

## FEWEST FREE THROWS ATTEMPTED

0 several times (last vs. Georgia Tech, 2-6-93)

## HIGHEST FREE THROW PERCENTAGE

1.000 vs. Holy Cross (19-19), 1-21-85  
.966 vs. Duke (28-29), 2-7-76  
.962 vs. Virginia (25-26), 1-31-02  
.950 vs. Duke (19-20), 2-2-80  
.938 vs. North Carolina (15-16), 2-7-95  
.935 vs. Duke (29-31), 1-18-03  
.932 vs. North Carolina (28-31), 1-27-73

## LOWEST FREE THROW PERCENTAGE

.000 vs. Wake Forest (0-1), 2-28-73

## MOST 3-POINT FIELD GOALS MADE

13 vs. North Carolina, 1-9-02  
13 vs. William & Mary, 12-27-01  
12 vs. Clemson (2-25-03)  
12 vs. George Washington (12-8-02)  
12 vs. The Citadel (11-27-02)

## MOST 3-POINT FIELD GOALS ATTEMPTED

31 vs. Clemson, 1-22-00

## MOST REBOUNDS

74 vs. Penn State, 12-2-64  
68 vs. Chicago State, 12-2-96  
67 vs. East Carolina, 12-7-77  
65 vs. Bucknell, 12-22-76  
64 vs. North Texas, 12-23-98

## MOST ASSISTS

37 vs. Chicago State, 12-27-00  
37 vs. North Texas, 12-23-98  
36 vs. Brown, 11-29-72  
35 vs. Brown, 12-1-71  
34 vs. Morgan State, 12-23-94

## MOST BLOCKED SHOTS

17 vs. UMES, 2-27-87  
17 vs. Georgia Tech, 12-10-75  
16 vs. UMES, 12-1-88  
15 vs. Oral Roberts, 3-16-05  
15 vs. Norfolk State, 1-3-02  
14 vs. Tulane, 11-19-99  
14 vs. North Carolina, 2-13-99  
14 vs. South Carolina, 11-14-97  
14 vs. James Madison, 1-28-87

## MOST STEALS

24 vs. Duquesne, 11-30-02  
24 vs. Pittsburgh, 11-28-98  
22 vs. UCLA, 11-26-98  
22 vs. UNC Asheville, 12-22-97  
21 at AU-Puerto Rico, 11-26-98  
20 vs. South Carolina State, 12-27-98

## MOST PERSONAL FOULS

44 vs. William & Mary, 2-16-52

## FEWEST PERSONAL FOULS

7 vs. Buffalo, 1-25-72

## MOST OVERTIME PERIODS

3 vs. Clemson on Feb. 18, 1984 (W, 66-65)  
3 vs. Rhode Island on March 7, 1979 (W, 67-65)  
3 vs. NC State on March 1, 1978 (W, 109-108)  
3 vs. NC State on Feb. 15, 1958 (L, 69-64)  
3 vs. Memphis State on Dec. 30, 1957 (L, 47-46)



Johnny Rhodes



Terrell Stokes



Derrick Lewis



20  
06

MARYLAND

27  
SPORTS

1  
TEAM



# LARGEST MARGINS

## LARGEST MARGIN OF VICTORY

Rk.	Marg.	Opponent	Score
1.	+75	North Texas (12-23-98)	132-57
2.	+67	Western Carolina (11-14-98)	113-46
3.	+66	Morgan State (12-23-94)	138-72
	+66	Md.-Eastern Shore (2-27-87)	117-51
5.	+64	DePauw (12-12-74)	113-49
6.	+63	Delaware State (1-17-96)	118-55
7.	+62	Chicago State (12-27-00)	117-55
8.	+60	Colgate (12-8-94)	113-53
9.	+59	Fairleigh Dickinson (11-22-99)	104-45
10.	+58	UNC-Asheville (12-22-97)	110-52
11.	+57	DePauw (12-3-75)	99-42
12.	+55	Md.-Eastern Shore (11-26-91)	115-60
13.	+53	Towson State (2-21-85)	91-38
	+52	Md.-Eastern Shore (12-30-00)	105-53
15.	+52	Coastal Carolina (1-2-00)	100-48
	+52	Md.-Baltimore County (2-22-90)	113-61
17.	+51	Cornell (11-27-93)	92-41
18.	+50	Hampton (1-8-03)	108-58
	+50	Duquesne (11-30-03)	89-39
	+50	at AU Puerto Rico (11-26-98)	82-32

	+50	Chicago State (12-2-96)	94-44
	+50	Md.-Eastern Shore (2-25-88)	101-51
23.	+49	Md.-Eastern Shore (1-06-04)	87-38
	+49	Eastern Kentucky (12-5-73)	106-57
25.	+48	The Citadel (11-27-03)	97-49
	+48	Stony Brook (12-6-00)	107-59
27.	+47	Florida International (11-25-97)	117-70
	+47	Towson State (12-12-94)	120-73
29.	+46	Appalachian State (1-2-75)	96-50
30.	+45	Brown (11-29-72)	127-82
31.	+44	Liberty (12-18-04)	112-68
	+44	Norfolk State (12-23-00)	123-79
	+44	Md.-Eastern Shore (12-1-88)	97-53
33.	+43	Johns Hopkins (11-26-83)	108-65
	+43	East Carolina (11-29-75)	127-84
35.	+41	UMBC (12-23-02)	101-60
	+41	Lafayette (12-23-96)	108-67
37.	+40	North Carolina (2-22-03)	96-56
	+40	Howard (1-2-93)	109-69
	+40	Morgan State (12-26-92)	103-63
	+40	Boston University (12-8-75)	122-82
	+40	South Carolina (3-1-58)	99-59
	+40	at Clemson (12-4-53)	81-41

## LARGEST MARGIN OF DEFEAT

Rk.	Marg.	Opponent	Score
1.	-63	at Army (3-1-44)	22-85
2.	-53	at Bainbridge Navy (1-24-44)	25-78
3.	-44	at Seton Hall (12-30-41)	15-59
4.	-39	vs. Wake Forest (2-28-63)	41-80
5.	-38	at West Virginia (12-14-46)	43-81
	-38	at Navy (1-28-33)	21-59
7.	-37	at Cincinnati (2-2-49)	33-70
	-37	vs. South Carolina (2-24-33)	28-65
9.	-36	vs. North Carolina (3-12-93)	66-102
10.	-35	vs. UCLA (3-18-00)	70-105
	-35	vs. Indiana (3-14-81)	64-99
	-35	at North Carolina (1-30-71)	70-105

# OVERTIME GAMES

All-Time In OT: 44-46	By Site
<b>By Decades</b>	Home: 21-17
1950s: 6-11	Cole Field House: 17-16
1960s: 7-10	Comcast Center: 3-0
1970s: 10-6	Away: 18-16
1980s: 10-5	Neutral Sites: 7-14
1990s: 6-8	<b>By Tournament</b>
2000s: 6-7	ACC Tournament: 5-6
	NCAA Tournament: 1-0

Overtime games are incomplete prior to 1953.

Date	OT	Opponent	Result
Feb. 19, 2005	2OT	at Virginia	W 92-89
Feb. 12, 2005		Duke	W 99-92
Feb. 5, 2005		at Miami	L 73-75
Dec. 19, 2004		Florida State	W 90-88
March 14, 2004		vs. Duke <sup>10</sup>	W 95-87
Dec. 12, 2003		at Florida	W 69-68
Dec. 7, 2003		vs. West Virginia <sup>17</sup>	L 77-78
Dec. 2, 2003		Wisconsin <sup>18</sup>	W 73-67
March 9, 2003		at Virginia	L 78-80
Dec. 3, 2002		vs. Indiana <sup>16</sup>	L 74-80
Jan. 27, 2001		Duke	L 96-98
Nov. 29, 2000		vs. Wisconsin <sup>15</sup>	L 75-78
March 4, 2000		at Virginia	L 87-89
Dec. 7, 1999		Winthrop	W 76-65
Jan. 24, 1999		at Clemson	W 81-79
March 7, 1998		vs. North Carolina <sup>5</sup>	L 73-83
Jan. 14, 1998		North Carolina	W 89-83
Dec. 4, 1997		at Clemson	L 65-78
Nov. 14, 1997		vs. South Carolina <sup>14</sup>	L 72-76
Dec. 30, 1996		vs. Georgia <sup>11</sup>	L 65-73
Jan. 20, 1996		NC State	W 77-74
Jan. 6, 1996		North Carolina	L 86-88
March 11, 1995		vs. North Carolina <sup>5</sup>	L 92-97
Nov. 26, 1993		at Georgetown <sup>13</sup>	W 84-83
Jan. 18, 1992		Florida State	L 83-91
March 2, 1991		at Virginia	W 78-74
Feb. 10, 1990		Duke	L 111-114
Jan. 17, 1989		Virginia	L 58-64
Feb. 20, 1986		at North Carolina	W 77-72

Date	OT	Opponent	Result
March 15, 1985		vs. Miami-OH <sup>12</sup>	W 69-68
Jan. 14, 1985		Duke	W 78-76
Dec. 25, 1984		vs. Iowa <sup>11</sup>	W 78-68
Feb. 18, 1984	3OT	at Clemson	W 66-65
Feb. 8, 1984	2OT	at Wake Forest <sup>10</sup>	L 87-90
Feb. 4, 1984	2OT	at Georgia Tech	L 70-71
March 11, 1983		vs. Georgia Tech <sup>9</sup>	L 58-64
Dec. 23, 1982	2OT	UCLA	W 80-79
Feb. 27, 1982		Virginia	W 47-46
Jan. 12, 1982		at Virginia	L 40-45
Jan. 27, 1981		at Pittsburgh	W 69-66
Jan. 17, 1981		Clemson	W 68-62
Feb. 28, 1980		vs. Georgia Tech <sup>5</sup>	W 51-49
March 7, 1979	3OT	Rhode Island <sup>5</sup>	W 67-65
Jan. 10, 1979	2OT	at NC State	W 82-81
Dec. 29, 1978		St. Joseph's <sup>7</sup>	W 62-56
March 1, 1978	3OT	vs. NC State <sup>5</sup>	W 109-108
Feb. 16, 1978		at Pittsburgh	L 86-89
Feb. 5, 1977		at Duke	W 65-64
Jan. 8, 1977		Wake Forest	L 85-86
Nov. 27, 1976		Notre Dame	L 79-80
March 4, 1976		vs. Duke <sup>6</sup>	W 80-78
Jan. 25, 1976		at North Carolina	L 93-95
March 9, 1974		vs. NC State <sup>5</sup>	L 100-103
March 1, 1972		Wake Forest	W 64-56
Feb. 16, 1972		North Carolina	W 79-77
March 6, 1971		Virginia	W 89-84
Feb. 23, 1971		at Clemson	L 45-51
Jan. 9, 1971		South Carolina	W 31-30
Jan. 15, 1968	2OT	at Clemson	L 93-94
Dec. 22, 1967		vs. Southern Illinois <sup>4</sup>	L 72-73
Jan. 14, 1967		Duke	L 69-72
Jan. 11, 1967		at West Virginia	W 82-81
Feb. 7, 1966		at Wake Forest	W 86-78
Jan. 15, 1966		at NC State	L 58-60
Jan. 14, 1965		at Wake Forest	W 93-85
Jan. 8, 1965	2OT	Clemson	W 67-65
Dec. 19, 1964		Kansas	L 61-63
Dec. 12, 1964		West Virginia	L 73-80
Jan. 6, 1964		South Carolina	L 69-73
Dec. 11, 1962		NC State	L 74-76

Date	OT	Opponent	Result
Dec. 12, 1961		NC State	L 68-73
Dec. 6, 1961	2OT	Georgetown	L 78-79
Feb. 25, 1961		Clemson	W 82-80
Feb. 26, 1960	2OT	Clemson	W 66-59
Feb. 20, 1960		George Washington	W 86-84
Feb. 10, 1959		George Washington	L 65-66
Dec. 15, 1958		at Kentucky	L 56-58
March 7, 1958		vs. Duke <sup>2</sup>	W 71-65
Feb. 15, 1958	3OT	at NC State	L 64-69
Dec. 30, 1957	3OT	vs. Memphis State <sup>3</sup>	L 46-47
Feb. 5, 1957	2OT	North Carolina	L 61-65
Jan. 21, 1956		at Georgetown	W 62-57
March 3, 1955		vs. Virginia <sup>2</sup>	L 67-68
Feb. 25, 1955	2OT	at Georgetown	W 57-49
Dec. 10, 1954		Wake Forest	L 58-62
March 5, 1954		vs. Wake Forest <sup>2</sup>	L 56-64
Feb. 13, 1954		at Navy	W 61-60
Jan. 9, 1954		at Georgetown	L 56-58
March 6, 1953		vs. Wake Forest <sup>1</sup>	L 59-61
Feb. 3, 1953	2OT	at G. Washington	L 62-63
Jan. 8, 1953		at Richmond	W 63-60
Feb. 19, 1951		Clemson	W 54-50
Feb. 20, 1932		at Duke	W 20-18
Feb. 1927		Virginia	W 29-28

1-So. Conf. Tournament at Raleigh, N.C. (Reynolds Coliseum); 2-ACC Tournament at Raleigh, N.C. (Reynolds Coliseum); 3-Sugar Bowl Tournament at New Orleans, La. (Loyola Field House); 4-Sun Carnival Tournament at El Paso, Texas (Memorial Gymnasium); 5-ACC Tournament at Greensboro, N.C. (Greensboro Coliseum); 6-ACC Tournament at Landover, Md. (Capital Centre); 7-Maryland Invitational at College Park, Md. (Cole Field House); 8-National Invitation Tournament at College Park, Md. (Cole Field House); 9-ACC Tournament at Atlanta, Ga. (Omni); 10-at Greensboro, N.C. (Greensboro Coliseum); 11-Rainbow Classic at Honolulu, Hawaii (Blaisdell Center); 12-NCAA Tournament at Dayton, Ohio (Dayton Arena); 13-at Landover, Md. (Capital Centre); 14-Black Coaches Assoc. Classic at Minneapolis, Minn. (Target Center); 15-ACC/Big Ten Challenge at Milwaukee, Wisc. (Bradley Center); 16-ACC/Big Ten Challenge at Indianapolis, Ind. (Conseco Fieldhouse); 17-BB&T Classic (MCI Center); 18-ACC/Big Ten Challenge at College Park, Md. (Comcast Center)

# 100-POINT GAMES

## MARYLAND'S 100-POINT GAMES

Total 100 Point Games: 101

Most in a Season: 8 (1974-75; 1973-74)

Most Consecutive 100-Point Games: 4 (2000-01)

### 2004-05 (1)

112-68 Liberty, 12-28-04

### 2002-03 (2)

108-58 Hampton, 1-8-03

101-60 UMBC, 12-23-02

### 2001-02 (3)

112-92 Virginia, 3-3-02

112-79 North Carolina, 1-9-02

103-75 William & Mary, 12-27-01

### 2000-01 (6)

102-67 Virginia, 3-3-01

104-92 at Clemson, 1-2-01

105-53 UMES, 12-30-00

117-55 Chicago State, 12-27-00

123-79 Norfolk State, 12-23-00

107-59 Stony Brook, 12-6-00

### 1999-00 (2)

100-48 Coastal Carolina, 1-2-00

104-45 Fairleigh Dickinson, 11-22-99

### 1998-99 (4)

107-87 Florida State, 1-27-99

104-70 So. Carolina State, 12-27-98

132-57 North Texas, 12-23-98

113-46 Western Carolina, 11-14-98

### 1997-98 (4)

110-52 UNC Asheville, 12-22-97

104-66 UMBC, 12-13-97

117-70 Fla. International, 11-25-97

102-74 Mt. St. Mary's, 11-22-97

### 1996-97 (2)

103-73 vs. Pennsylvania, 1-21-97

108-67 Lafayette, 12-23-96

### 1995-96 (3)

118-55 Delaware State, 1-17-96

104-66 Md.-Eastern Shore, 12-28-95

104-79 American, 12-23-95

### 1994-95 (5)

138-72 Morgan State, 12-23-94

120-73 Towson, 12-12-94

113-53 Colgate, 12-8-94

102-77 UMBC, 12-5-94

102-64 Bucknell, 12-3-94

### 1993-94 (2)

102-70 NC State, 1-22-94

109-71 vs. Towson, 12-23-93

### 1992-93 (3)

109-69 Howard, 1-2-93

103-63 Morgan State, 12-26-92

103-80 UMBC, 12-1-92

### 1991-92 (2)

101-91 West Virginia, 12-7-91

115-60 UMES 11-26-91

### 1990-91 (1)

104-100 NC State, 1-26-91

### 1989-90 (5)

113-61 UMBC, 2-22-90

111-114 Duke (OT), 2-10-90

110-91 Alcorn State, 12-30-89

104-86 vs. George Mason, 12-22-89

105-74 Augusta College, 11-27-89

### 1987-88 (1)

101-51 Md.-Eastern Shore, 2-25-88

### 1986-87 (1)

117-51 Md.-Eastern Shore, 2-27-87

### 1983-84 (3)

102-77 vs. West Virginia, 3-17-84

104-69 Md.-Eastern Shore, 12-14-83

108-65 Johns Hopkins, 11-26-83

### 1982-83 (2)

101-90 at Duke, 2-21-83

106-94 North Carolina, 2-16-83

### 1980-81 (2)

114-89 Marshall, 12-29-80

109-83 Fairleigh Dickinson, 12-10-80

### 1979-80 (3)

101-82 Duke, 2-2-80

115-76 Miami-OH, 12-28-79

113-79 Catholic, 12-10-79

### 1978-79 (3)

128-103 Canisius, 12-23-78

124-110 NC State, 12-20-78

107-97 Bucknell, 11-24-78

### 1977-78 (2)

109-108 vs. NC State (3OT), 3-1-78

130-106 East Carolina, 12-7-77

### 1976-77 (1)

106-72 Bucknell, 12-22-76

### 1975-76 (7)

105-91 Wake Forest, 2-25-76

102-91 Duke, 2-7-76

102-84 NC State, 1-28-76

111-88 Long Island, 1-3-76

104-69 Seton Hall, 12-29-75

122-82 Boston U., 12-8-75

127-84 East Carolina, 11-29-75

### 1974-75 (8)

104-87 E. Tennessee, 3-1-75

103-82 at Duquesne, 2-23-75

104-80 at Duke, 2-8-75

103-85 NC State, 1-16-75

105-67 Georgia Tech, 12-27-74

113-49 DePauw, 12-12-74

104-71 vs. Georgetown, 12-10-74

106-81 Richmond, 11-18-74

### 1973-74 (8)

100-103 vs. NC State (OT), 3-9-74

105-85 vs. North Carolina, 3-8-74

110-75 Virginia, 3-2-74

104-83 Duke, 2-2-74

112-73 Fordham, 1-17-84

102-75 Holy Cross, 12-29-73

115-83 Georgetown, 12-11-73

106-57 Eastern Kentucky, 12-5-73

### 1972-73 (4)

100-73 Long Island, 1-23-73

105-76 Wake Forest, 1-22-73

107-80 at Canisius, 12-9-72

127-82 Brown, 11-29-72

### 1971-72 (5)

100-69 Niagara, 3-25-72

103-67 Western Kentucky, 12-29-71

102-79 at Holy Cross, 12-22-71

117-96 at G. Washington, 12-4-71

100-83 at Brown, 12-1-71

### 1970-71 (2)

111-77 Miami, 12-29-70

109-70 Buffalo, 12-5-70

### 1969-70 (1)

103-85 Clemson, 2-23-70

### 1965-66 (2)

107-92 West Virginia, 2-12-66

107-81 at G. Washington, 1-27-66

### 1959-60 (1)

103-80 Yale, 1-4-60

## OPPONENTS' 100-POINT GAMES

Total 100-Point Games: 33

Most in a Season: 5 (1990-91)

Most Consecutive 100-Point Games: 2 (1992-93;

1978-79; 1977-78; 1969-70)

### 2004-05 (2)

92-101 vs. George Washington, 12-4-04

75-109 at North Carolina, 1-8-05

### 1999-00 (1)

70-105 vs. UCLA, 3-18-00

### 1998-99 (1)

91-103 at Kentucky, 12-12-98

### 1997-98 (1)

72-104 vs. Duke, 1-3-98

### 1995-96 (1)

78-100 at Florida State, 2-10-96

### 1994-95 (2)

91-100 at Georgia Tech, 2-4-95

90-100 at North Carolina, 1-7-95

### 1992-93 (3)

66-102 vs. North Carolina, 3-13-93

85-105 at Florida State, 1-13-93

73-101 at North Carolina, 1-9-93

### 1990-91 (5)

91-114 at NC State, 2-27-91

81-101 at Duke, 2-9-91

104-100 NC State, 1-26-91

73-105 at North Carolina, 1-9-91

85-100 vs. Boston College, 12-3-90

### 1989-90 (2)

84-104 vs. Duke, 3-9-90

111-114 Duke (OT), 2-10-90

### 1987-88 (1)

82-104 at Georgia Tech, 2-17-88

### 1978-79 (3)

79-102 vs. North Carolina, 3-2-79

128-103 Canisius, 12-23-78

124-110 NC State, 12-20-78

### 1977-78 (3)

109-108 vs. NC State (3OT), 3-1-78

90-101 at G. Washington, 12-10-77

130-106 East Carolina, 12-7-77

### 1973-74 (1)

100-103 vs. NC State (OT), 3-9-74

### 1972-73 (1)

89-103 vs. Providence, 3-17-73

### 1970-71 (2)

76-100 North Carolina, 2-17-71

70-105 at North Carolina, 1-30-71

### 1969-70 (2)

68-101 South Carolina, 12-15-69

87-104 Wake Forest, 12-13-69

### 1968-69 (1)

87-107 at North Carolina, 2-1-69

### 1963-64 (1)

72-104 Duke, 2-8-64



20  
06

MARYLAND

27  
SPORTS

1  
TEAM

FEAR THE TURTLE!

# MD YEAR-BY-YEAR STATS

YEAR	--TOTAL--			--3PT--			FTM-FTA	.PCT	AST	BLK	STL	PF-DQ	OFF REBS	DEF REBS	TOTAL REBS-AVG	TOTAL PTS-AVG
	GP	FGM-FGA	.PCT	FGM-FGA	.PCT	.PCT										
1950-51	27	481-1210	.398	—	—	450-663	.679	—	—	—	—	—	—	—	—	1412-52.3
1951-52	stats not available															1245-59.0
1952-53	23	487-1285	.379	—	—	432-698	.617	—	—	—	—	—	—	—	—	1406-61.1
1953-54	30	712-1661	.429	—	—	532-787	.648	—	—	—	—	—	—	—	—	1959-65.3
1954-55	24	563-1417	.398	—	—	447-682	.657	—	—	—	—	—	—	—	1178-49.0	1573-65.5
1955-56	24	550-1382	.398	—	—	500-744	.672	—	—	—	—	—	—	—	1158-48.3	1600-66.7
1956-57	26	597-1414	.422	—	—	486-679	.716	—	—	—	—	—	—	—	911-35.0	1680-64.6
1957-58	29	706-1698	.416	—	—	590-858	.688	—	—	—	—	—	—	—	1175-40.5	2004-69.1
1958-59	23	502-1262	.398	—	—	361-545	.655	—	—	—	—	—	—	—	889-38.7	1365-59.3
1959-60	23	548-1310	.418	—	—	399-534	.747	—	—	—	—	—	—	—	864-37.6	1495-65.0
1960-61	26	628-1482	.424	—	—	491-659	.745	—	—	—	—	—	—	—	1143-44.0	1747-67.2
1961-62	25	637-1476	.432	—	—	474-644	.736	—	—	—	—	—	—	—	1082-43.3	1748-69.9
1962-63	21	506-1272	.398	—	—	337-496	.679	—	—	—	332-na	—	—	—	888-42.3	1349-64.2
1963-64	26	714-1634	.437	—	—	397-572	.694	—	—	—	512-16	—	—	—	1058-40.7	1825-70.2
1964-65	26	726-1596	.455	—	—	457-634	.720	—	—	—	435-15	—	—	—	1162-44.7	1909-73.4
1965-66	25	705-1535	.459	—	—	381-560	.680	—	—	—	449-18	—	—	—	1107-44.3	1791-71.6
1966-67	25	637-1448	.439	—	—	350-479	.730	—	—	—	378-5	—	—	—	884-35.3	1624-64.9
1967-68	24	653-1678	.389	—	—	346-519	.667	—	—	—	457-21	—	—	—	1058-44.1	1652-68.8
1968-69	26	782-1842	.425	—	—	485-657	.738	—	—	—	487-15	—	—	—	1068-41.1	2049-78.8
1969-70	26	781-1709	.457	—	—	417-586	.712	337	—	—	458-17	—	—	—	1174-45.1	1979-76.1
1970-71	26	735-1650	.448	—	—	480-715	.671	302	—	—	442-13	—	—	—	1106-42.5	1950-75.0
1971-72	32	929-1877	.495	—	—	586-786	.746	443	—	—	490-10	—	—	—	1154-44.4	2444-76.4
1972-73	30	1089-2094	.520	—	—	435-606	.718	557	—	—	547-17	—	—	—	1361-45.4	2613-87.1
1973-74	28	1012-1983	.510	—	—	376-504	.746	450	—	—	492-10	—	—	—	1368-48.9	2400-85.7
1974-75	29	1049-1918	.547	—	—	509-672	.757	413	—	—	535-18	—	—	—	1261-43.5	2607-89.9
1975-76	28	996-1854	.537	—	—	477-629	.758	397	—	—	562-20	—	—	—	1126-43.5	2469-88.2
1976-77	27	850-1645	.516	—	—	415-566	.733	310	155	163	500-20	—	—	—	1059-40.2	2115-78.3
1977-78	28	935-1829	.509	—	—	433-599	.722	336	142	148	577-20	—	—	—	1188-38.8	2303-82.1
1978-79	27	954-1897	.503	—	—	430-600	.717	415	126	195	589-18	—	—	—	1154-42.4	2338-77.9
1979-80	30	985-1789	.551	—	—	511-706	.724	558	114	233	569-12	—	—	—	1089-38.5	2481-80.0
1980-81	31	943-1774	.532	—	—	467-649	.720	503	93	201	596-17	—	—	—	1095-35.1	2353-75.9
1981-82	29	651-1359	.479	—	—	476-634	.751	307	78	126	530-15	—	—	—	876-35.3	1778-61.3
1982-83	30	820-1672	.490	—	—	496-724	.685	375	88	105	619-25	—	—	—	1098-30.2	2222-74.1
1983-84	32	941-1745	.539	—	—	509-702	.725	548	100	148	578-15	—	—	—	1078-36.6	2391-74.7
1984-85	37	1038-2065	.503	—	—	526-708	.743	575	181	206	639-14	—	—	—	1184-33.7	2602-70.3
1985-86	33	911-1786	.510	—	—	500-686	.729	465	135	159	549-9	—	—	—	1030-32.0	2322-70.4
1986-87	26	674-1344	.501	122-290	.461	395-553	.714	423	143	130	474-15	200	524	769-31.2	1865-71.7	
1987-88	31	874-1633	.504	195-451	.430	407-606	.672	536	140	177	537-12	303	583	957-29.6	2350-75.8	
1988-89	29	760-1651	.460	88-311	.283	398-587	.672	427	125	159	529-15	309	615	1002-30.9	2006-69.2	
1989-90	33	1002-2073	.483	110-278	.396	633-893	.709	583	162	217	704-20	438	802	1351-34.6	2747-83.2	
1990-91	28	814-1795	.454	90-309	.291	527-772	.683	455	185	227	550-19	373	625	1098-39.2	2245-80.2	
1991-92	29	848-1880	.451	128-294	.325	526-751	.700	495	107	242	611-32	403	611	1092-37.7	2350-81.0	
1992-93	28	813-1907	.443	106-339	.313	439-653	.672	521	99	258	577-18	375	665	1116-39.9	2235-79.8	
1993-94	30	868-1901	.457	141-401	.352	522-766	.682	502	176	303	624-26	411	711	1193-39.8	2399-80.0	
1994-95	34	1035-2080	.498	179-508	.352	697-987	.706	641	168	302	632-15	476	804	1367-40.2	2946-86.7	
1995-96	30	860-1917	.449	185-544	.340	535-783	.683	529	88	329	652-15	405	664	1158-38.6	2440-81.3	
1996-97	32	836-1800	.465	118-378	.312	616-904	.681	518	112	274	600-18	346	793	1226-38.3	2406-75.2	
1997-98	32	908-1969	.461	166-476	.349	538-794	.678	602	158	275	637-28	369	793	1271-39.7	2520-78.8	
1998-99	34	1044-2108	.495	184-504	.365	601-857	.701	674	202	431	672-7	417	835	1343-39.5	2873-84.5	
1999-00	35	1001-2151	.465	195-553	.353	486-710	.685	667	235	355	637-13	418	820	1354-38.7	2683-76.7	
2000-01	36	1120-2313	.484	205-540	.380	622-894	.696	692	213	322	713-10	543	935	1478-41.1	3067-85.2	
2001-02	36	1083-2248	.482	217-580	.374	677-933	.726	714	216	302	640-8	473	1006	1479-41.1	3060-85.0	
2002-03	31	901-1940	.464	204-523	.390	466-654	.713	573	198	322	588-6	409	832	1241-40.0	2472-79.7	
2003-04	32	891-2021	.441	165-490	.337	530-840	.631	451	215	274	631-21	501	821	1322-41.3	2477-77.4	
2004-05	32	920-2094	.439	180-542	.332	600-826	.726	499	200	267	610-17	479	906	1385-43.3	2620-81.9	

# OPPONENT YEAR-BY-YEAR STATS

YEAR	--TOTAL--			--3PT--			FTM-FTA		AST	BLK	STL	PF-DQ	OFF	DEF	TOTAL	TOTAL
	GP	FGM-FGA	.PCT	FGM-FGA	.PCT	.PCT	.PCT	REBS					REBS	REBS-AVG	PTS-AVG	
1950-51	27	510-na	—	—	—	400-663	.603	—	—	—	—	—	—	—	—	1420-52.6
1951-52	stats not available															1116-46.5
1952-53	23	369-na	—	—	—	515-788	.654	—	—	—	—	—	—	—	—	1256-54.3
1953-54	30	539-na	—	—	—	594-888	.668	—	—	—	—	—	—	—	—	1672-55.7
1954-55	stats not available															1486-61.9
1955-56	24	509-1470	.346	—	—	537-733	.732	—	—	—	—	—	—	—	977-40.7	1555-64.8
1956-57	26	553-1414	.391	—	—	484-729	.661	—	—	—	—	—	—	—	940-36.2	1590-61.5
1957-58	29	583-1687	.352	—	—	497-735	.676	—	—	—	—	—	—	—	1031-35.6	1671-57.6
1958-59	23	444-1201	.369	—	—	408-584	.697	—	—	—	—	—	—	—	814-35.4	1296-57.6
1959-60	23	529-1331	.397	—	—	343-490	.700	—	—	—	—	—	—	—	795-34.6	1407-56.3
1960-61	26	642-1676	.384	—	—	473-679	.697	—	—	—	—	—	—	—	1119-43.0	1757-61.2
1961-62	25	700-1669	.419	—	—	405-679	.649	—	—	—	489-	—	—	—	1115-44.6	1805-67.6
1962-63	21	614-1336	.460	—	—	276-624	.697	—	—	—	336-	—	—	—	879-41.9	1504-71.6
1963-64	26	736-1618	.455	—	—	509-396	.692	—	—	—	462-14	—	—	—	1145-44.0	1964-75.5
1964-65	26	686-1655	.415	—	—	417-735	.714	—	—	—	490-23	—	—	—	1021-30.3	1789-68.8
1965-66	25	649-1603	.405	—	—	415-584	.706	—	—	—	454-11	—	—	—	1029-41.2	1711-68.4
1966-67	25	644-1380	.467	—	—	340-588	.714	—	—	—	393-7	—	—	—	928-37.1	1628-65.1
1967-68	24	670-1533	.437	—	—	434-476	.701	—	—	—	419-12	—	—	—	1188-49.0	1744-73.9
1968-69	26	858-1846	.465	—	—	472-619	.725	—	—	—	488-18	—	—	—	1225-47.1	2188-84.1
1969-70	26	762-1695	.449	—	—	421-651	.680	—	—	—	472-13	—	—	—	1082-41.6	1945-74.7
1970-71	26	743-1625	.457	—	—	422-619	.703	308	—	—	544-24	—	—	—	1056-40.6	1908-73.4
1971-72	32	843-1933	.436	—	—	417-600	.687	302	—	—	607-30	—	—	—	1040-32.5	2107-65.8
1972-73	30	947-2023	.449	—	—	332-607	.686	363	—	—	598-23	—	—	—	1043-34.8	2226-74.2
1973-74	28	798-1993	.400	—	—	335-484	.705	278	—	—	513-11	—	—	—	1066-38.1	1931-69.0
1974-75	29	916-2075	.441	—	—	331-475	.694	355	—	—	634-28	—	—	—	999-34.5	2163-74.6
1975-76	28	867-1954	.444	—	—	346-477	.725	307	—	—	575-25	—	—	—	1024-36.6	2080-74.3
1976-77	27	804-1845	.436	—	—	393-489	.722	299	58	202	529-21	—	—	—	978-36.2	2001-74.1
1977-78	28	906-2001	.453	—	—	415-612	.678	363	60	227	563-14	—	—	—	1057-37.7	2227-79.5
1978-79	30	912-1923	.474	—	—	416-601	.692	402	99	240	576-17	—	—	—	1036-34.5	2240-74.7
1979-80	31	926-1952	.474	—	—	374-534	.700	476	83	231	662-31	—	—	—	1000-32.3	2226-71.8
1980-81	31	879-1860	.473	—	—	406-582	.698	454	76	254	613-27	—	—	—	954-30.8	2164-69.8
1981-82	31	666-1424	.468	—	—	372-548	.679	326	80	150	581-30	—	—	—	802-27.7	1704-58.8
1982-83	29	808-1783	.453	—	—	425-634	.670	385	78	144	655-22	—	—	—	1022-34.1	2141-71.4
1983-84	30	889-1922	.462	—	—	373-537	.694	465	66	170	644-32	—	—	—	996-31.1	2151-67.2
1984-85	32	981-2136	.459	—	—	440-637	.691	510	84	192	681-26	—	—	—	1222-33.0	2404-65.0
1985-86	33	873-1820	.480	—	—	420-575	.730	457	78	187	639-16	—	—	—	1017-30.0	2166-65.6
1986-87	26	728-1521	.479	113-245	.561	336-491	.684	425	61	193	497-12	298	520	871-33.5	1905-73.3	
1987-88	31	840-1744	.482	126-318	.396	421-589	.715	488	60	203	567-	347	599	1010-32.6	2227-71.8	
1988-89	29	798-1722	.463	125-339	.369	431-615	.701	475	72	171	531-13	330	604	1024-34.6	2152-74.2	
1989-90	33	911-2122	.429	175-490	.357	566-811	.698	535	103	238	692-25	466	676	1244-37.7	2563-77.7	
1990-91	28	817-1827	.447	161-465	.346	427-631	.677	475	128	179	595-18	384	645	1114-39.8	2222-79.4	
1991-92	29	829-1763	.470	164-440	.373	467-729	.641	460	152	165	612-18	378	656	1130-39.0	2289-78.9	
1992-93	28	813-1812	.449	163-446	.313	437-661	.661	521	170	203	544-17	408	694	1186-42.4	2226-79.5	
1993-94	30	798-1846	.432	168-526	.319	433-640	.640	448	145	213	632-17	367	687	1148-38.3	2197-73.2	
1994-95	34	923-2098	.440	241-685	.352	427-651	.656	511	573	220	727-34	398	647	1142-33.6	2514-73.9	
1995-96	30	780-1730	.451	195-537	.363	533-731	.729	429	155	195	594-21	321	693	1114-37.1	2288-76.3	
1996-97	32	752-1857	.405	195-601	.325	437-654	.668	425	122	229	669-29	335	666	1092-34.1	2136-66.8	
1997-98	32	799-1957	.408	220-667	.330	488-740	.660	421	113	233	638-33	398	721	1209-37.8	2306-72.1	
1998-99	34	772-1991	.388	213-703	.303	502-763	.658	447	104	279	706-26	410	690	1209-35.6	2259-66.4	
1999-00	35	844-2098	.402	218-659	.331	480-705	.681	491	140	295	650-14	494	802	1296-37.0	2386-68.2	
2000-01	36	888-2196	.404	242-705	.343	587-829	.708	444	144	262	738-10	507	792	1299-36.1	2605-72.4	
2001-02	36	920-2304	.399	227-717	.317	485-712	.681	489	128	256	741-15	508	839	1347-37.4	2552-70.9	
2002-03	31	704-1864	.378	208-646	.322	453-647	.700	399	135	217	591-0	430	726	1156-37.3	2069-66.7	
2003-04	32	774-1910	.405	228-623	.366	532-739	.720	409	141	247	696-26	420	813	1233-38.5	2308-72.1	
2004-05	32	854-2096	.407	239-695	.344	485-726	.668	447	163	267	663-21	467	811	1278-39.9	2432-76.0	



# ALL-TIME RESULTS

Game-by-game results for every Maryland basketball season since 1910-11. Maryland was known as Maryland Agricultural College until 1915, and as Maryland State College from 1916-1919. Maryland's conference affiliations: Atlantic Coast Conference since 1953-54; and the Southern Conference from 1923-24 to 1952-53.

An all-college basketball team was formed in 1904-05, and played just two games. Due to a fire in 1912 which burnt the armory and college gymnasium, the team that was fielded in 1913-14 did not have a regular home, practiced only three times all season and lost 16 games. Another team was not fielded until 1918-19.

In 1918-19, Maryland State participated in the District Intercollegiate Basketball League, in which all games were played at the Washington YMCA. Another season would not be conducted until Maryland opened its new facility at The Gymnasium, inside Annapolis Hall, in 1923-24. It is considered to be the school's first 'varsity' team.

Home games were played at The Gymnasium from 1923-24 to 1930-31. Home games were played at Ritchie Coliseum from 1931-32 to 1954-55. Home games from 1955-56 through 2001-02 were played at Cole Field House. Beginning in 2002-03, Maryland moved to Comcast Center.

Maryland and opponent Associated Press rankings are in brackets - AP polls began in 1948-49. From 1960-61 to 1967-68, the Associated Press ranked only the nation's top 10 teams.

• indicates conference games.

## H. BURTON SHIPLEY



24 Seasons  
1923-24 to 1946-47  
Rec.: 243-199  
Conf.: 124-91

### 1923-24

Record: 5-7 H: 3-6 A: 1-0 N: 1-1

SC: 1-2, 11th place

George Washington	W	41-22
Gallaudet	W	42-28
Catholic	L	13-30
F5 • No. Carolina	L	20-26
• Virginia	L	13-26
F9 at Richmond	W	24-22
Catholic	L	14-20
George Washington	L	19-20
• Washington & Lee	W	22-21
VMI	L	12-21
VMI <sup>1</sup>	W	34-19
F29 Georgia <sup>1</sup>	L	25-29

1-SoCon Tournament at Atlanta, Ga.

### 1924-25

Record: 12-5 H: 7-2 A: 4-2 N: 1-1

SC: 3-1, 4th place

• Virginia	W	24-18
at Columbia	W	24-23
at Stevens Institute	W	21-19
at Navy	L	16-23
Lafayette	W	30-15
at Catholic	W	18-14
Stevens Institute	W	21-17
J31 • No. Carolina	L	16-21
Gallaudet	W	25-14
Washington College	L	16-27
at Princeton	L	24-38
City College of NY	W	22-16
• South Carolina	W	38-22
• at Virginia	W	36-25
F26 Alabama <sup>1</sup>	W	27-21
F27 NC State <sup>1</sup>	L	18-30
Catholic	W	27-17

1-SoCon Tournament at Atlanta, Ga.

### 1925-26

Record: 14-3 H: 10-1 A: 4-1 N: 0-1

SC: 7-1, 4th place

• Washington & Lee	W	40-27
at Navy	W	21-12
J12 Richmond	W	30-14
• at VMI	W	30-21
• at Washington & Lee	W	33-20
• at Virginia Tech	W	19-17
• at Virginia	L	28-34
F9 • No. Carolina	W	23-22
West Virginia	W	25-15
Duke	W	41-20
• Virginia	W	30-21
Princeton	W	32-26
Gallaudet	W	40-13
Washington College	W	30-26
Stevens Institute	L	24-27
• Virginia Tech	W	30-14
F26 Mississippi <sup>1</sup>	L	19-22

1-SoCon Tournament at Atlanta, Ga.

### 1926-27

Record: 10-10 H: 7-2 A: 3-7 N: 0-1

SC: 6-4, 9th place

at American	L	16-21
• Washington & Lee	W	44-32
at Michigan	L	25-39
• at Virginia	L	17-22
at Navy	L	30-32
Washington College	L	18-22
• Georgia	W	34-33
Gallaudet	W	39-26
Stevens Institute	W	27-18
F7 • No. Carolina	W	28-20
F8 • No. Carolina	L	23-32
F9 at Pennsylvania	W	26-21
• at Washington & Lee	L	32-34

### 1904-05

Record: 0-2

Washington YMCA	L
Carroll Institute	L

No teams from 1905-06 through 1909-10

### 1910-11

Record: 3-9 H: 2-3 A: 1-6

J8 New York University	L	7-25
J11 at Gallaudet	L	30-58
at Staunton Military	L	24-58
at Washington & Lee	L	17-46
J28 at VMI	W	17-14
J31 Washington & Lee	L	24-29
at Delaware	L	14-23
Gallaudet	L	27-54
at Georgetown	L	25-31
Mount St. Joseph's	W	22-20
Catholic	W	35-30
at Widener College	L	19-50

No teams in 1911-12 and 1912-13

### 1913-14

Record: 0-16 H: 0-5 A: 0-11

J10 Mount St. Joseph's	L	
J14 at Catholic	L	
J17 at Mount St. Joseph's	L	
J21 at Gallaudet	L	15-79
J23 at St. John's (Annapolis)	L	10-48
J24 at Loyola (Md.)	L	
J28 at Georgetown	L	
J31 Catholic	L	
F3 at Washington & Lee	L	8-63
F4 at VMI	L	3-44
F7 at St. John's (Annapolis)	L	15-38
F11 George Washington	L	
F14 Gallaudet	L	
F21 Baltimore City College	L	
F28 at Widener College	L	
M4 at Delaware	L	

No teams from 1914-15 through 1916-17

### 1918-19

Record: 1-5 H: 0-0 A: 0-0 N: 1-5

J18 Gallaudet <sup>1</sup>	W	27-26
J25 Catholic <sup>1</sup>	L	7-25
F1 George Washington <sup>1</sup>	L	11-25
F15 Gallaudet <sup>1</sup>	L	9-33
M3 Catholic <sup>1</sup>	L	12-14
M8 George Washington <sup>1</sup>	L	20-53

1-at Washington YMCA

No teams from 1919-20 to 1922-23

• at VMI	W	32-15
• Virginia (OT)	W	29-28
• at NC State	L	23-38
at Washington College	L	16-21
Western Maryland	W	32-25
F19 • at No. Carolina	W	23-19
F25 Georgia <sup>1</sup>	L	22-27

1-SoCon Tournament at Atlanta, Ga.

### 1927-28

Record: 14-4 H: 11-0 A: 3-4

SC: 8-1, 3rd place (tie)

D19 • Washington & Lee	W	38-24
J12 • at Virginia Tech	W	29-20
J13 • at Washington & Lee	W	31-28
J14 • at VMI	W	23-9
J18 Gallaudet	W	45-20
J19 • Kentucky	W	37-7
J20 at Johns Hopkins	L	20-22
J25 St. John's (Annapolis)	W	25-22
J27 • Virginia	W	26-20
J30 Stevens Institute	W	31-24
F4 at Navy	L	26-35
F8 at Pennsylvania	L	26-30
F10 • NC State	W	36-24
F13 • at Virginia	L	12-34
F17 Washington College	W	22-20
F21 Johns Hopkins	W	23-19
F23 • Virginia Tech	W	30-10
F24 Western Maryland	W	30-29

### 1928-29

Record: 7-9 H: 3-5 A: 4-3 N: 0-1

SC: 2-5, 21st place

D20 William & Mary	W	30-20
D22 at Pennsylvania	L	18-30
J9 Randolph Macon	L	20-33
J15 • at Virginia	W	30-22
J18 Johns Hopkins	L	23-25
J26 St. John's (Annapolis)	W	20-18
F1 • Virginia	L	22-25
F2 • Washington & Lee	L	22-47
F4 • at Virginia Tech	L	29-39
F5 • at VMI	W	30-27
F6 • at Washington & Lee	L	18-42
F8 • No. Carolina	L	22-28
F13 at Navy	W	30-27
F15 Western Maryland	W	32-17
F23 at Johns Hopkins	W	19-18
M1 Mississippi <sup>1</sup>	L	35-37

1-SoCon Tournament at Atlanta, Ga.

### 1929-30

Record: 16-6 H: 10-3 A: 6-2 N: 0-1

SC: 9-5, 10th place

D13 William & Mary	W	27-23
J9 • Duke	L	27-28
J11 Catholic	W	37-30
J14 • Virginia	W	54-20
J17 Johns Hopkins	W	41-24
J22 at Navy	W	43-39
J25 • Virginia Tech	W	44-27
F1 • NC State	L	26-28
F3 • Washington & Lee	L	25-29
F6 Western Maryland	W	37-18
F8 • No. Carolina	W	36-33
F11 • at Virginia Tech	W	34-23
F12 • at VMI	W	44-25
F13 • at Washington & Lee	L	21-36
F15 • Virginia	W	51-29
F18 • at NC State	W	21-19
F19 • at No. Carolina	W	29-22
F20 • at Duke	L	24-39
F22 at Johns Hopkins	W	39-24
F22 • VMI	W	39-21
F25 St. John's (Annapolis)	W	42-25
F28 Kentucky <sup>1</sup>	L	21-26

1-SoCon Tournament at Atlanta, Ga.

### 1930-31

Record: 18-4 H: 10-2 A: 4-2 N: 4-0

SC: 8-1, 2nd place, SoCon Tournament Champion

J7 Gallaudet	W	38-29
J9 • at VMI	W	35-18
J10 • at Washington & Lee	W	36-21
J15 • Duke	W	32-24
J17 Loyola (Md.)	L	30-33
J22 at Johns Hopkins	W	33-20
J30 • VMI	W	44-20
J31 • Virginia Tech	W	33-16
F2 • at Virginia	L	31-34

F3 • Washington & Lee	W	28-17
F6 at Catholic	W	24-21
F10 • No. Carolina	W	33-31
F11 Washington College	L	32-33
F13 • Virginia	W	34-21
F14 Western Maryland	W	45-35
F17 St. John's (Annapolis)	W	32-27
F21 at Navy	L	33-36
F25 Johns Hopkins	W	31-22
F27 Louisiana State <sup>1</sup>	W	37-33
F28 No. Carolina <sup>1</sup>	W	19-17
M2 Georgia <sup>1</sup>	W	26-25
M3 Kentucky <sup>1</sup>	W	29-27

1-SoCon Tournament at Atlanta, Ga.

### 1931-32

Record: 16-4 H: 11-1 A: 5-2 N: 0-1

SC: 9-1, SoCon Regular Season Co-Champion

D30 at Wisconsin	L	30-32
J11 Loyola (Md.)	L	27-28
J15 • at Washington & Lee	W	42-38
J16 • at VMI	W	43-28
J20 Navy	W	26-15
J21 • at Virginia	W	36-31
J23 at Johns Hopkins	W	33-26
J26 • VMI	W	38-20
J30 • Virginia Tech	W	51-16
J10 Catholic	W	39-34
F6 • No. Carolina	W	26-25
F10 Washington College	W	36-16
F12 Western Maryland	W	25-15
F13 • Virginia	W	46-18
F15 • Washington & Lee	W	49-19
F17 St. John's (Annapolis)	W	24-20
F19 • at No. Carolina	L	26-32
F20 • at Duke (OT)	W	20-18
F23 Johns Hopkins	W	38-24
F26 Florida <sup>1</sup>	L	24-39

1-SoCon Tournament at Atlanta, Ga.

### 1932-33

Record: 11-9 H: 10-2 A: 1-6 N: 0-1

SC: 7-3, 3rd place

D23 Wisconsin	L	13-22
J7 • at Virginia Tech	W	40-20
J12 • Duke	W	30-28
J13 • at VMI	L	29-30
J14 • at Washington & Lee	L	40-43
J18 at Johns Hopkins	L	27-37
J21 • Virginia Tech	W	37-21
J25 at Catholic	L	27-29
J28 at Navy	L	21-59
J31 • at Virginia	L	19-26
F3 • No. Carolina	W	42-29
F4 Georgia	L	36-40
F8 Washington College	W	35-27
F9 • Virginia	W	37-28
F11 • Washington & Lee	W	46-28
F14 • VMI	W	45-29
F16 St. John's (Annapolis)	W	34-22
F18 Western Maryland	W	37-32
F22 Johns Hopkins	W	35-31
F24 South Carolina <sup>1</sup>	L	28-65

1-SoCon Tournament at Raleigh, N.C. (Memorial Auditorium)

### 1933-34

Record: 11-8 H: 9-4 A: 2-3 N: 0-1

SC: 6-1, 3rd place

D18 Michigan	W	29-25
D30 Indiana	L	17-30
J5 at West Virginia	L	24-26
J11 • Duke	W	37-33
J13 • at Virginia Tech	W	29-24
J20 • Virginia Tech	W	34-32
J24 at Johns Hopkins	L	32-35
J26 • at Virginia	W	43-20
J30 • No. Carolina	L	24-28
F2 Catholic	W	33-25
F3 at Navy	L	27-46
F6 • Virginia	W	28-25
F9 Richmond	L	33-44
F10 Western Maryland	W	49-33
F13 • VMI	W	36-27
F15 St. John's (Annapolis)	L	32-37
F17 Washington College	W	44-33
F21 Johns Hopkins	W	32-19
M1 Washington & Lee <sup>1</sup>	L	37-45

1-SoCon Tournament at Raleigh, N.C. (Memorial Auditorium)

### 1934-35

Record: 8-10 H: 6-8 A: 2-2

SC: 4-3, 5th place

D20 Indiana	L	29-30
D29 Ohio State	W	50-41
J2 West Virginia	L	29-39
J4 • South Carolina	W	35-21
J8 • VMI	W	39-24
J11 • Duke	L	39-48
J16 Washington College	W	43-27
J18 • No. Carolina	L	31-39
J30 at Navy	L	36-43
F2 • Virginia	W	44-24
F9 Richmond	L	26-56
F12 at Catholic	L	29-45
F16 • Washington & Lee	L	29-33
F20 • at Virginia	W	33-32
F26 at Johns Hopkins	W	41-35
M2 St. John's (Annapolis)	L	17-24
M6 Johns Hopkins	W	52-25
M11 Georgetown	L	24-25

### 1935-36

Record: 14-6 H: 9-3 A: 4-2 N: 1-1

SC: 4-3, 4th place

J7 • VMI	W	44-29
J10 • at Washington & Lee	L	27-30
J11 • at VMI	W	53-32
J15 at Navy	W	32-20
J18 Richmond	W	28-24
J21 Baltimore City College	W	55-33
J23 Washington College	W	46-34
J25 • No. Carolina	L	32-44
J30 William & Mary	W	41-39
F1 • Duke	W	38-34
F6 • Virginia	W	40-34
F10 at West Virginia	L	26-51
F11 • Washington & Lee	L	54-55
F12 St. John's (Annapolis)	W	40-28
F15 Catholic	L	29-40
F18 at Washington College	W	56-30
F19 Johns Hopkins	W	45-40
F21 at Georgetown	W	47-39
M5 Duke <sup>1</sup>	W	47-35
M6 Washington & Lee <sup>1</sup>	L	32-38

1-SoCon Tournament at Raleigh, N.C. (Memorial Auditorium)

### 1936-37

Record: 8-12 H: 7-4 A: 1-7 N: 0-1

SC: 5-8, 10th place (tie)

D17 • at Richmond	L	40-51
J6 Johns Hopkins	W	54-31
J8 • at Washington & Lee	L	27-51
J9 • at VMI	W	48-28
J14 Western Maryland	W	48-36

F5	• Washington & Lee	W	36-32
F10	• William & Mary	W	45-38
F11	• VMI	W	43-33
F12	Catholic	W	49-33
F16	at Washington College	W	43-42
F19	Dickinson College	W	57-27
F21	Johns Hopkins	W	56-30
F23	St. John's (Annapolis)	W	38-29
M4	The Citadel <sup>1</sup>	W	45-43
M5	Duke <sup>1</sup>	L	32-35

1-SoCon Tournament at Raleigh, N.C. (Memorial Auditorium)

### 1938-39

**Record:** 15-9 H: 9-2 A: 4-6 N: 2-1  
**SC:** 8-3, 2nd place (tie),  
SoCon Tournament Finalist

D13	• at Richmond	L	34-39
D15	• Clemson	W	45-35
D16	• Davidson	W	44-27
J4	at Pennsylvania	L	24-36
J7	at Army	L	25-45
J11	at Navy	L	37-47
J13	• Duke	W	37-34
J14	Hampden-Sydney	W	34-25
J20	• No. Carolina	W	34-32
J28	Virginia	W	31-21
F2	• at Duke	W	60-44
F3	• at No. Carolina	W	66-41
F4	• at NC State	L	40-46
F8	Georgetown	L	25-39
F11	• Washington & Lee	W	39-37
F14	• William & Mary	L	49-57
F15	at St. John's (Annapolis)	W	48-20
F18	• VMI	W	53-35
F20	at Catholic	W	40-38
F22	at Geo. Washington	L	24-37
F24	Washington College	W	47-37
M2	Richmond <sup>1</sup>	W	47-32
M3	at NC State <sup>1</sup>	W	53-29
M4	Clemson <sup>1</sup>	L	27-39

1-SoCon Tournament at Raleigh, N.C. (Memorial Auditorium)

### 1941-42

**Record:** 15-9 H: 9-2 A: 4-6 N: 2-1  
**SC:** 8-3, 2nd place (tie),  
SoCon Tournament Finalist

D13	• at Richmond	L	34-39
D15	• Clemson	W	45-35
D16	• Davidson	W	44-27
J4	at Pennsylvania	L	24-36
J7	at Army	L	25-45
J11	at Navy	L	37-47
J13	• Duke	W	37-34
J14	Hampden-Sydney	W	34-25
J20	• No. Carolina	W	34-32
J28	Virginia	W	31-21
F2	• at Duke	W	60-44
F3	• at No. Carolina	W	66-41
F4	• at NC State	L	40-46
F8	Georgetown	L	25-39
F11	• Washington & Lee	W	39-37
F14	• William & Mary	L	49-57
F15	at St. John's (Annapolis)	W	48-20
F18	• VMI	W	53-35
F20	at Catholic	W	40-38
F22	at Geo. Washington	L	24-37
F24	Washington College	W	47-37
M2	Richmond <sup>1</sup>	W	47-32
M3	at NC State <sup>1</sup>	W	53-29
M4	Clemson <sup>1</sup>	L	27-39

1-SoCon Tournament at Raleigh, N.C. (Memorial Auditorium)

### 1939-40

**Record:** 14-9 H: 9-2 A: 4-6 N: 1-1  
**SC:** 7-5, 5th place

D12	Western Maryland	W	48-32
D14	Randolph Macon	W	47-16
J1	• Clemson	W	53-26
J3	at Pennsylvania	L	34-41
J4	at Rutgers	W	51-39
J5	at Rhode Island	L	53-59
J9	• Duke	W	32-30
J13	• Richmond	W	35-19
J17	at Georgetown	W	28-27
J19	• Virginia Tech	W	49-41
J20	• Washington & Lee	L	25-44
J26	• at NC State	W	43-36
J27	• at Clemson	L	30-48
J29	• at South Carolina	L	30-33
J30	• at Duke	L	37-48
F3	Johns Hopkins	W	49-36
F7	• at VMI	W	60-33
F8	• at Washington & Lee	L	19-39
F17	Catholic	W	46-31
F20	• VMI	W	27-25
F22	George Washington	L	26-44
F28	Washington & Lee <sup>1</sup>	W	43-30
M1	Duke <sup>1</sup>	L	32-44

1-Southern Conference Tournament at Raleigh, N.C. (Memorial Auditorium)

### 1940-41

**Record:** 1-21 H: 1-10 A: 0-11  
**SC:** 0-13, 15th place

D14	• Richmond	L	36-48
D17	at Johns Hopkins	L	24-38
D19	• Clemson	L	34-48
J8	at Pennsylvania	L	32-43
J11	• Duke	L	26-40
J14	• at Washington & Lee	L	41-59
J15	• at VMI	L	30-64
J17	at Georgetown	L	34-51
J24	• No. Carolina	L	36-55
J31	• at Richmond	L	17-38
F1	• at Duke	L	17-43
F3	• at No. Carolina	L	29-44
F5	at Navy	L	27-52
F6	at Virginia	L	18-47
F8	• Washington & Lee	L	15-42
F10	at Geo. Washington	L	28-61
F14	• William & Mary	L	40-58
F15	Connecticut	L	43-52
F18	• VMI	L	27-41
F19	Rutgers	L	45-50
F21	• Virginia Tech	L	39-48
F22	Washington College	W	26-18

### 1941-42

**Record:** 7-15 H: 4-5 A: 3-10  
**SC:** 3-8, 12th place (tie)

D13	• at Richmond	W	41-23
D16	• at William & Mary	L	34-39
D19	at West Virginia	L	36-63
D30	at Seton Hall	L	15-59
D31	at City College of NY	L	40-57
J2	at St. John's	L	48-64
J9	at Virginia	W	35-34
J10	• at Duke	L	33-37
J16	Washington College	W	28-25
J21	at Georgetown	W	51-42
J24	• George Washington	L	29-47
J29	Virginia	W	36-26
F2	• at VMI	L	41-46
F3	• at Washington & Lee	L	44-52
F7	• Washington & Lee	L	28-30
F11	at Navy	L	47-61
F13	• William & Mary	W	42-32
F14	West Virginia	L	27-41
F18	at Army	L	32-44
F20	• No. Carolina	L	30-34
F25	• Duke	L	46-64
F27	• VMI	W	39-36

### 1942-43

**Record:** 8-8 H: 5-3 A: 3-5  
**SC:** 5-5, 9th place

D10	• Richmond	W	32-28
J1	• No. Carolina	W	47-40
J9	Virginia	W	53-49
J13	at Pennsylvania	L	49-51
J15	• at Washington & Lee	L	40-50
J16	• at VMI	L	34-35
J23	• at Geo. Washington	L	43-48
J30	at Navy	W	63-54
F6	at Army	L	40-44
F12	• Duke	L	43-46
F13	• Washington & Lee	W	55-35
F15	at Virginia	W	56-42
F16	• at No. Carolina	W	40-31
F20	Georgetown	L	36-46
F23	• William & Mary	W	51-36
F25	• VMI	L	35-36

### 1943-44

**Record:** 4-14 H: 3-6 A: 1-7 N: 0-1  
**SC:** 2-1, 4th place

D11	Quantico Marines	L	33-59
D17	Marshall	L	39-46
D21	Bainbridge Navy	L	20-52
J8	at Virginia	L	20-52
J15	• VMI	W	43-36
J22	Hampden-Sydney	L	43-51
J24	at Bainbridge Navy	L	25-78
J26	Fort Belvoir	L	29-60
J29	Catholic	W	33-31
F5	Virginia	L	28-49
F8	at Catholic	L	33-53
F9	Woodrow Gen. Hospital	W	48-26
F12	• at Richmond	L	34-65
F18	at Woodrow Gen. Hospital	L	25-35
F19	• at VMI	W	31-29
F24	at NC State <sup>1</sup>	L	23-42
F26	at Navy	L	35-69
M1	at Army	L	22-85

1-SoCon Tournament at Raleigh, N.C. (Memorial Auditorium)

### 1944-45

**Record:** 2-14 H: 1-5 A: 1-8 N: 0-1  
**SC:** 2-5, 9th place

D21	Gallaudet	L	26-27
J5	• at No. Carolina	L	28-53
J6	• at Duke	L	24-51
J8	• at NC State	L	32-46
J10	at Navy	L	33-70
J13	• VMI	W	46-28
J18	Marine Corps Institute	L	34-50
J20	• NC State	L	42-57
J27	Hampden-Sydney	L	42-43
F3	at Virginia	L	26-57
F5	• at VMI	L	27-35
F10	Virginia	L	33-61
F17	• at William & Mary	W	53-46
F22	Duke <sup>1</sup>	L	49-76
F27	at U.S. Merchant Marines	L	41-54
F28	at Army	L	34-54

1-SoCon Tournament at Raleigh, N.C. (Memorial Auditorium)

### 1945-46

**Record:** 9-12 H: 8-4 A: 1-7 N: 0-1  
**SC:** 5-4, 5th place

D18	Marine Corps Institute	W	61-46
D20	Marshall	L	43-50
D21	Quantico Marines	L	47-50
J4	• at Duke	L	25-59
J5	• at NC State	W	47-39
J7	• at No. Carolina	L	28-64
J16	at Navy	L	35-44
J19	• NC State	W	37-33
J23	at Virginia	L	45-48
J25	• Duke	W	43-38
J26	Hampden-Sydney	W	35-32
F2	• George Washington	W	48-35
F8	• No. Carolina	L	31-33
F9	Virginia	W	37-36
F14	U.S. Merchant Marines	W	43-39
F16	• Richmond	W	37-31
F20	• at William & Mary	L	36-42
F23	West Virginia	L	33-35
F26	at U.S. Merchant Marines	L	31-48
F27	at Army	L	25-52
M1	No. Carolina <sup>1</sup>	L	27-54

1-Southern Conference Tournament at Raleigh, N.C. (Memorial Auditorium)


### 1946-47

**Record:** 14-10 H: 9-3 A: 5-6 N: 0-1  
**SC:** 9-5, 5th place

D14	at West Virginia	L	43-81
D17	Western Maryland	W	49-39
D18	Johns Hopkins	W	41-36
J3	at Quantico Marines	W	62-48
J4	• at No. Carolina	L	42-58
J8	• Richmond	L	39-41
J10	• George Washington	W	44-43
J16	• at Washington & Lee	W	65-60
J17	• at Virginia Tech	W	57-49
J18	• at VMI	W	61-50
J22	at Navy	L	27-55
J24	• No. Carolina	W	61-57
J31	• Washington & Lee	W	59-50
F4	Georgetown	W	55-49
F10	• George Washington	L	48-63
F15	• at Richmond	L	49-68
F17	• Virginia Tech	W	55-42
F18	• Duke	L	38-40
F19	at U.S. Merchant Marines	L	47-73
F24	at Army	W	57-54
F26	The Citadel	W	52-40
M1	• VMI	W	53-45
M12	at Pennsylvania	L	54-80
M13	NC State <sup>1</sup>	L	43-55

1-SoCon Tournament at Durham, N.C. (Duke Indoor Stadium)

**FLUCIE STEWART**



3 Seasons  
1947-48 to  
1949-50  
Rec.: 27-48  
Conf.: 22-27

### 1947-48

**Record:** 11-14 H: 6-4 A: 5-9 N: 0-1  
**SC:** 9-7, 4th place

D11	at Western Maryland	W	63-58
D12	Loyola (Md.)	L	52-63
D16	• Davidson	W	59-58
D17	• at Washington & Lee	L	64-70
D18	• at VMI	W	53-46
D20	at Johns Hopkins	W	64-53
J3	• at No. Carolina	L	46-70
J5	• at Duke	L	42-53
J7	at Georgetown	L	40-52
J10	• Clemson	W	49-42
J12	at Virginia	L	44-64
J14	at Navy	L	47-51
J16	• South Carolina	W	68-54
J17	• VMI	W	63-48
J31	at Army	L	44-48
F7	• Washington & Lee	W	64-38
F11	• at Geo. Washington	L	49-65
F13	• No. Carolina	L	47-51
F16	Virginia	L	56-68
F19	• Richmond	W	60-53
F21	• at South Carolina	W	54-53
F23	• at Clemson	W	63-61
F26	• at Richmond	L	62-64

M1	• George Washington	L	35-59
M4	Davidson <sup>1</sup>	L	51-58

1-SoCon Tournament at Durham, N.C. (Duke Indoor Stadium)

### 1948-49

**Record:** 9-18 H: 4-5 A: 5-11 N: 0-2  
**SC:** 8-7, 7th place

D4	at Temple	L	49-67
D9	• Virginia Tech	W	60-51
D11	at Loyola (Md.)	L	75-77
F23	• Richmond	L	45-54
D16	Virginia	L	47-53
D18	• Clemson	W	74-50
J3	• at No. Carolina	L	47-55
J4	• Davidson <sup>1</sup>	L	49-52
J7	at Virginia	L	43-79
J10	at Georgetown	L	51-53
J12	at Pennsylvania	L	67-81
J22	at Navy	L	46-52
J26	• George Washington	L	54-66
J28	at Miami-OH	W	43-42
J29	at Miami-OH	L	48-58
F2	at Cincinnati <sup>2</sup>	L	33-70
F4	• at VMI	W	53-45
F5	• at Washington & Lee	W	66-60
F8	• South Carolina	W	79-49
F11	• No. Carolina	L	52-66
F17	Georgetown	L	52-56
F19	• at South Carolina	W	57-56
F20	• at Clemson	L	49-68
F24	• at Richmond	W	66-51
F26	• at Geo. Washington	L	42-61
F28	• VMI	W	70-55
M3	No. Carolina <sup>3</sup>	L	61-79

1-at Charlottesville, Va. (Memorial Gymnasium); 2-at Cincinnati, Ohio (Music Hall); 3-SoCon Tournament at Durham, N.C. (Duke Indoor Stadium)

### 1949-50

**Record:** 7-18 H: 6-6 A: 1-12  
**SC:** 5-13, 13th place

D3	• at Virginia Tech	L	57-63
D5	at Tennessee	L	40-61
D6	at Virginia	L	56-66
D10	• Washington & Lee	W	65-46
D14	at Pennsylvania	L	52-54
D16	• Clemson	L	55-60
D17	at Navy	L	62-75
D19	Ohio Wesleyan	L	71-75
J2			



F11	[11]	Washington & Lee	W	76-43
F13	[11][16]	at Navy (OT)	W	61-60
F15	[11]	Wake Forest	W	74-53
F16	[11][14]	Duke	L	61-68
F18	[11]	Georgetown	W	53-50
F23	[11]	at Geo. Washington	L	57-70
F25	[11]	William & Mary	W	74-55
M4	[17]	Clemson <sup>2</sup>	W	75-59
M5	[17]	Wake Forest (OT) <sup>2</sup>	L	56-64

1-All-American City Tournament at Owensboro, Ky.; 2-ACC Tournament at Raleigh, N.C. (Reynolds Coliseum)

**1954-55**

**Record:** 17-7 H: 7-2 A: 7-4 N: 3-1  
**ACC:** 10-4, 3rd place

D4	Georgetown	W	60-43	
D7	[17]	Duke	W	49-47
D10	[17]	Wake Forest (OT)	L	58-62
D14	at Virginia	W	72-69	
D17	at Duke	L	61-68	
D18	at No. Carolina	W	70-60	
D27	Texas Tech <sup>1</sup>	W	58-54	
D28	Rhode Island <sup>1</sup>	W	83-66	
D30	Cincinnati <sup>1</sup>	W	78-61	
J4	[11]	South Carolina	W	68-51
J6	[11]	Virginia	W	78-65
J8	[11]	at Clemson	W	71-63
J10	[11]	at South Carolina	W	68-52
J13	[11]	NC State	W	68-64
J18	[6]	at Geo. Washington	L	53-75
J29	[8]	at Navy	W	60-54
F5	[12]	at William & Mary	W	67-62
F8	[11]	George Washington	L	67-73
F12	[11]	No. Carolina	W	63-61
F15	[11]	Clemson	W	68-66
F19	[11]	at NC State	L	58-78
F21	[11]	at Wake Forest	L	71-75
F25	[17]	at Georgetown (2OT)	W	57-49
M3	[18]	Virginia (OT) <sup>2</sup>	L	67-68

1-All-American City Tournament at Owensboro, Ky.; 2-ACC Tournament at Raleigh, N.C. (Reynolds Coliseum)

**1955-56**

**Record:** 14-10 H: 9-5 A: 5-4 N: 0-1  
**ACC:** 7-7, 5th place

D2	Virginia	W	67-55	
D8	William & Mary	W	52-51	
D10	Wake Forest	W	61-51	
D15	[12]	Kentucky	L	61-62
D17	[11]	No. Carolina	L	62-68
D29	[16]	Michigan State <sup>1</sup>	L	75-95
D30	St. Francis <sup>1</sup>	W	76-66	
J4	South Carolina	W	76-57	
J5	[7]	George Washington	W	62-48
J7	at Clemson	W	71-63	
J9	at South Carolina	W	59-53	
J12	[3]	NC State	L	64-73
J14	[6]	at Duke	L	62-76
J16	[9]	at No. Carolina	L	55-64
J21	at Georgetown (OT)	W	62-57	
F4	Navy	W	80-61	
F7	[8]	Duke	L	70-82
F11	[19]	at Geo. Washington	W	67-46
F14	Clemson	W	81-69	
F18	[5]	at NC State	W	71-62
F20	at Wake Forest	L	60-76	
F23	at Virginia	L	60-73	
F25	Georgetown	W	72-61	
M1	[11]	Duke <sup>2</sup>	L	69-94

1-Mid-Winter Festival at College Park, Md. (Cole Field House); 2-ACC Tournament at Raleigh, N.C. (Reynolds Coliseum)

**1956-57**

**Record:** 16-10 H: 8-2 A: 5-6 N: 3-2  
**ACC:** 9-5, 2nd place

D1	at Virginia	W	67-63	
D6	Fordham	L	62-68	
D10	Wake Forest	W	59-53	
D15	[3]	at Kentucky	L	55-76
D17	[6]	at No. Carolina	L	61-70
D30	Montana State <sup>1</sup>	W	89-72	
D31	New Mexico A&M <sup>1</sup>	L	43-45	
J1	Virginia <sup>1</sup>	W	43-39	
J4	at Clemson	W	59-52	
J5	at South Carolina	L	60-68	
J10	[15]	Duke	W	62-51
J12	at Geo. Washington	W	68-48	
J14	South Carolina	W	66-59	
J16	Georgetown	W	82-69	
J19	NC State	W	79-66	
J31	[19]	at Duke	L	60-72
F2	George Washington	W	84-67	
F5	[1]	No. Carolina (2OT)	L	61-65
F12	Virginia	W	85-64	
F16	at NC State	W	56-49	
F18	[17]	at Wake Forest	L	58-62

F23	at Navy	L	55-56
F25	Clemson	W	74-65
F27	at Georgetown	W	62-59
M7	Virginia <sup>2</sup>	W	71-68
M8	South Carolina <sup>2</sup>	L	64-74

1-All-American City Tournament at Owensboro, Ky.; 2-ACC Tournament at Raleigh, N.C. (Reynolds Coliseum)

**1957-58**

**Record:** 22-7 H: 10-1 A: 6-4 N: 6-2  
**ACC:** 9-5, 4th place, ACC Tournament Champion  
**Postseason:** NCAA East Region 3rd place, AP No. 6, UPI No. 6

D4	George Washington	W	64-55		
D7	at Fordham	W	61-58		
D9	Kentucky	W	71-62		
D13	Wake Forest	W	72-58		
D18	[6]	Navy	W	88-58	
D28	[6]	Vanderbilt <sup>1</sup>	W	71-56	
D30	[6]	Memphis State (3OT) <sup>1</sup>	L	46-47	
J3	[7]	at South Carolina	W	72-59	
J4	[7]	at Clemson	L	66-73	
J8	[11]	Duke	W	74-49	
J11	[11]	[3]	No. Carolina	W	74-61
J14	[8]	at Georgetown	W	55-45	
J20	[8]	[20]	NC State	L	48-57
F1	[9]	at Navy	W	64-51	
F7	[8]	at Virginia	W	87-66	
F8	[8]	at Wake Forest	W	74-67	
F13	[9]	Clemson	W	72-54	
F15	[9]	[10]	at NC State (3OT)	L	64-69
F18	[14]	Virginia	W	69-56	
F21	[14]	[7]	at Duke	L	59-68
F22	[14]	[16]	at No. Carolina	L	59-66
F26	[17]	Georgetown	W	56-46	
M1	[17]	South Carolina	W	99-59	
M6	[17]	Virginia <sup>2</sup>	W	70-66	
M7	[17]	[6]	Duke (OT) <sup>2</sup>	W	71-65
M8	[17]	[13]	No. Carolina <sup>2</sup>	W	86-74
M11	[6]	Boston College <sup>3</sup>	W	86-63	
M14	[6]	[5]	Temple <sup>4</sup>	L	67-71
M15	[6]	[5]	Manhattan <sup>4</sup>	W	59-55

1-Sugar Bowl Tournament at New Orleans, La. (Loyola Field House); 2-ACC Tournament at Raleigh, N.C. (Reynolds Coliseum); 3-NCAA East Region First Round at New York, N.Y. (Madison Square Garden); 4-NCAA East Regional at Charlotte, N.C. (Charlotte Coliseum)

**1958-59**

**Record:** 10-13 H: 7-3 A: 2-8 N: 1-2  
**ACC:** 7-7, 3rd place (tie)

D3	NC State	L	53-55	
D6	at Northwestern	L	62-66	
D10	Virginia	W	63-56	
D15	[2]	at Kentucky (OT)	L	56-58
D17	Navy	L	50-53	
D20	Wake Forest	W	68-65	
D29	[7]	Mississippi State <sup>1</sup>	L	45-56
D30	Loyola (Md.) <sup>1</sup>	W	54-50	
J7	Duke	W	64-31	
J9	at South Carolina	W	59-41	
J10	at Clemson	L	46-55	
J14	Georgetown	W	61-53	
J17	at Duke	L	69-78	
F4	[2]	at No. Carolina	L	57-64
F7	at Wake Forest	L	53-56	
F10	G. Washington (OT)	L	65-66	
F14	[6]	at NC State	L	37-53
F16	Clemson	W	77-58	
F18	at Virginia	L	50-62	
F21	[1]	No. Carolina	W	69-51
F25	at Georgetown	W	67-56	
F27	at South Carolina	W	75-45	
M5	Virginia <sup>2</sup>	L	65-66	

1-Sugar Bowl Tournament at New Orleans, La. (Loyola Field House); 2-ACC Tournament at Raleigh, N.C. (Reynolds Coliseum)

**1959-60**

**Record:** 15-8 H: 8-2 A: 7-5 N: 0-1  
**ACC:** 9-5, 3rd place

D3	at Geo. Washington	W	64-57	
D9	Virginia	W	70-62	
D14	Georgetown	W	59-48	
D18	Wake Forest	L	47-54	
D28	[9]	Indiana <sup>1</sup>	L	63-72
D29	Fordham <sup>1</sup>	W	76-54	
J4	Yale	W	103-80	
J8	South Carolina	W	85-52	
J13	at Georgetown	L	51-66	
J16	at Duke	W	56-48	
J18	NC State	W	63-53	
J20	at Navy	W	51-50	
F3	[17]	No. Carolina	L	66-75
F6	at Wake Forest	L	64-65	
F10	at Virginia	W	44-43	
F13	at NC State	L	46-48	

F15	Clemson	W	70-55
F18	Duke	W	71-61
F20	G. Washington (OT)	W	86-84
F23	at No. Carolina	L	64-81
F26	at Clemson (2 OT)	W	66-59
F27	at South Carolina	W	72-55
M3	at NC State <sup>2</sup>	L	58-74

1-Blue Grass Festival at Louisville, Ky. (Kentucky State Fairgrounds Pavilion); 2-ACC Tournament at Raleigh, N.C. (Reynolds Coliseum)

**1960-61**

**Record:** 14-12 H: 9-2 A: 3-8 N: 2-2  
**ACC:** 6-8, 5th place

D1	Penn State	W	64-47	
D3	at Virginia	W	57-52	
D6	George Washington	W	80-68	
D10	at Minnesota	W	64-53	
D14	[12]	at Georgetown	W	78-67
D17	[12]	Wake Forest	L	60-72
D29	[11]	No. Carolina <sup>1</sup>	L	57-81
D30	[10]	at NC State <sup>1</sup>	L	67-75
D31	Wyoming <sup>1</sup>	W	84-77	
J7	at South Carolina	W	72-58	
J11	Georgetown	W	55-47	
J14	[8]	at Georgetown	L	62-70
J16	[7]	No. Carolina	L	52-58
J18	Navy	W	63-62	
J21	NC State	W	75-57	
F2	[5]	at No. Carolina	L	56-63
F4	at Wake Forest	L	69-78	
F10	at Clemson	L	59-76	
F11	at South Carolina	L	61-64	
F13	at NC State	L	66-83	
F16	[3]	Duke	W	76-71
F18	at Geo. Washington	L	44-63	
F22	Virginia	W	77-62	
F25	Clemson (OT)	W	82-80	
M2	Clemson <sup>2</sup>	W	91-75	
M3	Wake Forest <sup>2</sup>	L	76-98	

1-Dixie Classic at Raleigh, N.C. (Reynolds Coliseum); 2-ACC Tournament at Raleigh, N.C. (Reynolds Coliseum)

**1961-62**

**Record:** 8-17 H: 4-6 A: 4-8 N: 0-3  
**ACC:** 3-11, 7th place

D2	at Penn State	L	65-71	
D6	Georgetown (2OT)	L	78-79	
D12	NC State (OT)	L	68-73	
D15	Minnesota	W	75-69	
D16	[3]	Wake Forest	W	79-62
D18	at Virginia	W	91-70	
D29	Mississippi State <sup>1</sup>	L	62-64	
D30	Louisville <sup>1</sup>	L	64-83	
J3	at Geo. Washington	W	67-56	
J6	at South Carolina	W	77-86	
J10	at Georgetown	W	83-70	
J13	[10]	at Duke	L	68-84
J16	George Washington	W	81-67	
J20	at NC State	L	61-68	
J22	at Miami	W	71-68	
F3	at Navy	W	58-67	
F9	No. Carolina	W	79-62	
F16	at South Carolina	L	68-85	
F10	at Clemson	L	61-73	
F13	[7]	Duke	L	53-79
F17	at Wake Forest	L	78-81	
F19	at No. Carolina	L	67-70	
F21	Virginia	L	68-72	
F24	Clemson	L	68-75	
M1	[8]	Duke <sup>2</sup>	L	58-71

1-Sugar Bowl Tournament at New Orleans, La. (Loyola Field House); 2-ACC Tournament at Raleigh, N.C. (Reynolds Coliseum)

**1962-63**

**Record:** 8-13 H: 5-6 A: 3-6 N: 0-1  
**ACC:** 4-10, 6th place (tie)

D1	Penn State	L	61-62	
D4	at Georgetown	L	70-79	
D9	[2]	at Duke	L	56-92
D11	NC State (OT)	L	74-76	
D15	at Virginia	W	67-61	
D19	Wake Forest	L	74-85	
J5	South Carolina	W	68-63	
J7	George Washington	W	74-72	
J12	Navy	W	67-61	
J14	[10]	No. Carolina	L	56-78
J19	at NC State	L	59-79	
F1	at Geo. Washington	W	68-67	
F4	Georgetown	W	73-72	
F7	at No. Carolina	L	68-82	
F9	at Clemson	L	60-62	
F11	at South Carolina	W	51-44	
F14	at Wake Forest	L	54-75	
F16	Virginia	L	69-71	
F19	[2]	Duke	L	70-76
F23	Clemson	W	69-67	

F28	Wake Forest <sup>1</sup>	L	41-80
-----	--------------------------	---	-------

1-ACC Tournament at Raleigh, N.C. (Reynolds Coliseum)

**1963-64**

**Record:** 9-17 H: 5-4 A: 2-10 N: 2-3  
**ACC:** 5-9, 6th place


D2	Virginia	W	68-58	
D4	at Georgetown	L	72-83	
D7	at Penn State	L	62-91	
D10	NC State	W	72-62	
D14	West Virginia	W	74-72	
D16	Clemson	W	56-48	
D20	Tennessee <sup>1</sup>	L	59-70	
D21	Louisiana State <sup>1</sup>	W	75-65	
D27	Arizona <sup>2</sup>	L	54-57	
D28	Columbia <sup>2</sup>	W	82-76	
J6	South Carolina (OT)	L	69-73	
J11	at Navy	L	55-68	
J13	at No. Carolina	L	88-97	
J18	at NC State	L	65-66	
J20	at Wake Forest	W	91-82	
F1	at Geo. Washington	W	80-76	
F5	at West Virginia	L	67-91	
F8	[7]	Duke	L	72-104
F14	Wake Forest	L	77-79	
F18	No. Carolina	W	74-64	
F20	at Virginia	L	73-79	
F22	[4]	at Duke	L	63-84
F25	Georgetown	L	78-81	
F28	at Clemson	L	68-83	
F29	at South Carolina	L	64-74	
M5	Clemson <sup>3</sup>	L	67-81	

1-VP1 Tournament at Blacksburg, Va. (Virginia Tech Coliseum); 2-Evansville Holiday Tournament at Evansville,

J11		• at Duke	L 85-96
J13		• Clemson	W 83-78
J16		• Virginia	L 77-78
F1	[2]	• at No. Carolina	L 87-107
F5		• NC State	L 81-86
F8		West Virginia	W 91-84
F10		• Duke	L 83-93
F12		• at Navy	L 68-72
F15		• at Virginia	L 78-84
F19	[3]	• No. Carolina	L 86-88
F22		• at Clemson	W 84-83
M1		at Georgetown	W 83-78
M6	[13]	South Carolina <sup>4</sup>	L 71-92

1-Marshall Invitational at Huntington, W. Va. (Memorial Field House); 2-Charlotte Invitational at Charlotte, N.C. (Charlotte Coliseum); 3-at Greensboro, N.C. (Greensboro Coliseum); 4-ACC Tournament at Charlotte, N.C. (Charlotte Coliseum)

**CHARLES 'LEFTY' DRISELL**



**17 Seasons**  
**1969-70 to**  
**1985-86**  
**Rec.: 348-159**  
**Conf.: 122-100**

**1969-70**  
Record: 13-13 H: 10-4 A: 3-7 N: 0-2  
ACC: 5-9, 6th

D1		Buffalo	W 97-77
D3		at Geo. Washington	W 92-71
D10		at Princeton	L 67-75
D13		• Wake Forest	L 87-104
D15	[8]	• South Carolina	L 68-101
D19		Army <sup>1</sup>	L 54-69
D20		Fordham <sup>1</sup>	W 94-71
D29		Delaware	W 94-58
J2	[15]	• NC State <sup>2</sup>	L 57-91
J3		• at Wake Forest <sup>2</sup>	W 96-88
J7		West Virginia	W 83-76
J10	[3]	• at South Carolina	L 44-55
J12		• at Clemson	W 75-68
J14		Navy	W 73-57
J24		Maine	W 97-68
J28		• Duke	W 52-50
F31	[9]	• No. Carolina	L 69-77
F4	[5]	• at NC State	L 54-64
F7		Georgetown	W 81-71
F11		• at Virginia	L 69-71
F18	[13]	• at No. Carolina	L 83-90
F21		• at Duke	L 76-87
F23		• Clemson	W 103-85
F25		at West Virginia	L 78-83
F28		• Virginia	W 79-71
M5	[19]	NC State <sup>3</sup>	L 57-67

1-Maryland Invitational Tournament at College Park, Md. (Cole Field House); 2-at Greensboro, N.C. (Greensboro Coliseum); 3-ACC Tournament at Charlotte, N.C. (Charlotte Coliseum)

**1970-71**  
Record: 14-12 H: 11-4 A: 3-7 N: 0-1  
ACC: 5-9, 6th place (tie)

D1		Delaware	W 86-73
D5		Buffalo	W 109-70
D8		Lehigh	W 85-66
D12		• Wake Forest	W 72-71
D16	[2]	• at South Carolina	L 70-96
D19		at Georgetown	L 79-92
D22		Tampa	W 80-72
D29		Miami	W 111-77
J2		Richmond	W 99-67
J6		• NC State	L 81-83
J9	[2]	• South Carolina (OT)	W 31-30
J11		• Clemson	W 56-52
J23		George Washington	W 69-67
J27		at Loyola (Md.)	W 88-69
J30	[20]	• at No. Carolina	L 79-105
F3		• at NC State	L 61-71
F6		• at Duke	W 88-79
F10		• at Virginia	L 63-78
F13		• Duke	L 67-70
F17	[8]	• No. Carolina	L 76-100
F20		at Seton Hall	W 56-55
F23		• at Clemson (OT)	L 45-51
F27		West Virginia	L 81-83
M2		• at Wake Forest	L 66-72
M6		• Virginia (OT)	W 89-84
M11	[6]	South Carolina <sup>1</sup>	L 63-71

1-ACC Tournament at Greensboro, N.C. (Greensboro Coliseum)

**1971-72**  
Record: 27-5 H: 14-0 A: 7-4 N: 6-1  
ACC: 8-4, 2nd place (tie),  
ACC Tournament Finalist

Postseason: NIT Champion, AP No. 14, UPI No. 11

D1	[6]	Brown	W 100-83
D4	[6]	at Geo. Washington	W 117-96
D8	[5]	• at Virginia	L 57-78
D13	[5]	Georgetown	W 79-46
D17	[15]	Canisius	W 86-77
D20	[15]	at Loyola (Md.)	W 73-60
D22	[15]	at Holy Cross	W 102-79
D29	[16]	Western Kentucky <sup>1</sup>	W 103-67
D30	[16]	[9] St. John's <sup>1</sup>	W 90-69
J5	[12]	• NC State	W 83-70
J8	[12]	• at Clemson	L 61-63
J10	[12]	• at Wake Forest <sup>2</sup>	W 49-46
J22		at Navy	W 85-60
J25	[18]	Buffalo	W 82-58
J29	[18]	[3] • at No. Carolina	L 72-92
J31	[18]	• at NC State	W 66-65
F5		• Duke	W 77-58
F9	[20]	Duquesne	W 85-71
F12		at Long Island	W 78-60
F16	[19]	[3] • No. Carolina (OT)	W 79-77
F19	[19]	• Clemson	W 67-57
F22	[12]	Richmond	W 76-61
F26	[12]	• at Duke	L 59-68
M1	[18]	• Wake Forest (OT)	W 64-56
M4	[18]	[12] Virginia	W 45-42
M9	[13]	Clemson <sup>3</sup>	W 54-52
M10	[13]	[15] Virginia <sup>3</sup>	W 62-57
M11	[13]	[3] • No. Carolina <sup>3</sup>	L 64-73
M18	[14]	St. Joseph's <sup>4</sup>	W 67-55
M20	[14]	Syracuse <sup>4</sup>	W 71-65
M23	[14]	Jacksonville <sup>4</sup>	W 91-77
M25	[14]	Niagara <sup>4</sup>	W 100-69

1-Maryland Invitational at College Park, Md. (Cole Field House); 2-at Greensboro, N.C. (Greensboro Coliseum); 3-ACC Tournament at Greensboro, N.C. (Greensboro Coliseum); 4-National Invitation Tournament at New York, N.Y. (Madison Square Garden)

**1972-73**  
Record: 23-7 H: 12-1 A: 8-4 N: 3-2  
ACC: 7-5, 3rd place, ACC Tournament Finalist

Postseason: NCAA Elite Eight, AP No. 8, UPI No. 10

N29	[3]	Brown	W 127-82
D2	[3]	at Richmond	W 82-50
D9	[3]	at Canisius	W 107-80
D12	[3]	at Georgetown	W 99-73
D22	[2]	George Washington	W 88-79
D29	[2]	Georgia Tech <sup>1</sup>	W 90-55
D30	[2]	Syracuse <sup>1</sup>	W 90-76
J2	[2]	Kent	W 76-58
J6	[2]	• at Clemson	W 79-75
J9	[2]	• Virginia	W 93-74
J14	[2]	[3] • NC State	L 85-87
J20	[3]	at Navy	W 76-67
J22	[3]	• Wake Forest	W 105-76
J23	[4]	Long Island	W 100-73
J27	[4]	[3] • No. Carolina	W 94-88
J31	[3]	[2] • at NC State	L 78-89
F3	[3]	• at Duke	L 81-85
F8	[9]	at Fordham	W 83-72
F11	[9]	Buffalo	W 93-64
F14	[10]	[6] • at No. Carolina	L 85-95
F17	[10]	• Clemson	W 69-66
F21	[8]	at Duquesne	W 81-71
F24	[8]	• Duke	W 96-68
F28	[9]	• at Wake Forest	L 60-62
M3	[9]	• at Virginia	W 92-81
M8	[10]	Clemson <sup>2</sup>	W 77-61
M9	[10]	Wake Forest <sup>2</sup>	W 73-65
M10	[10]	[2] NC State <sup>2</sup>	L 74-76
M15	[8]	[14] Syracuse <sup>3</sup>	W 91-75
M17	[8]	[4] Providence <sup>3</sup>	L 89-103

1-Maryland Invitational at College Park, Md. (Cole Field House); 2-ACC Tournament at Greensboro, N.C. (Greensboro Coliseum); 3-NCAA East Regional at Charlotte, N.C. (Charlotte Coliseum)

**1973-74**  
Record: 23-5 H: 12-1 A: 7-3 N: 4-1  
ACC: 9-3, 2nd place (tie),  
ACC Tournament Finalist

Postseason: AP No. 4, UPI No. 4

D1	[4]	[1] at UCLA	L 64-65
D5	[4]	Eastern Kentucky	W 106-57
D11	[4]	Georgetown	W 115-83
D21	[2]	San Francisco <sup>1</sup>	W 78-60
D22	[2]	Santa Clara <sup>1</sup>	W 53-32
D29	[2]	Holy Cross <sup>2</sup>	W 102-75
D30	[2]	Boston College <sup>2</sup>	W 58-37
J2	[3]	at Richmond	W 96-60
J5	[3]	• Clemson	W 89-60
J11	[3]	• at Wake Forest	W 72-59

J13	[3]	[4] • at NC State	L 74-80
J17	[4]	Fordham	W 112-73
J19	[4]	at Navy	W 72-50
J22	[5]	Canisius	W 86-73
J26	[5]	[4] • at No. Carolina	L 73-82
J30	[6]	[2] • NC State	L 80-86
F2	[6]	• Duke	W 104-83
F6	[7]	• at Virginia	W 88-81
F9	[7]	George Washington <sup>3</sup>	W 92-71
F13	[6]	[4] • No. Carolina	W 91-80
F16	[6]	• at Clemson	W 56-54
F20	[5]	Duquesne	W 98-72
F23	[5]	• at Duke	W 64-61
F27	[5]	• Wake Forest	W 77-68
M2	[5]	• Virginia	W 110-75
M7	[4]	Duke <sup>4</sup>	W 85-66
M8	[4]	[6] No. Carolina <sup>4</sup>	W 105-85
M9	[4]	[1] NC State (OT) <sup>4</sup>	L 100-103

1-Cable Car Classic at Oakland, Calif. (Oakland Coliseum); 2-Maryland Invitational at College Park, Md. (Cole Field House); 3-at Landover, Md. (Capital Centre); 4-ACC Tournament at Greensboro, N.C. (Greensboro Coliseum)

**1974-75**  
Record: 24-5 H: 12-2 A: 10-1 N: 2-2  
ACC: 10-2, ACC Regular Season Champion

Postseason: NCAA Elite Eight, AP No. 5, UPI No. 5

N18	[4]	Richmond	W 106-81
D4	[4]	• at Wake Forest	W 99-78
D7	[4]	Long Island	W 99-84
D10	[5]	Georgetown <sup>1</sup>	W 104-71
D12	[5]	DePaul	W 113-49
D21	[5]	George Washington <sup>1</sup>	W 81-67
D27	[5]	Georgia Tech <sup>2</sup>	W 105-67
D28	[5]	[3] UCLA <sup>2</sup>	L 75-81
J2	[7]	Appalachian State	W 96-50
J4	[7]	[19] Notre Dame	W 90-82
J8	[5]	• Duke	W 83-77
J11	[5]	[19] Wake Forest	W 89-73
J16	[5]	[4] • NC State	W 103-85
J18	[5]	at Navy	W 87-73
J22	[3]	• at Clemson	L 82-83
J25	[3]	[14] • No. Carolina	L 66-69
F1	[8]	[2] • at NC State	W 98-97
F4	[4]	• Virginia	W 86-79
F6	[4]	at Fordham	W 65-46
F8	[4]	• at Duke	W 104-80
F15	[3]	• at No. Carolina	W 96-74
F19	[3]	• at Virginia	W 70-51
F23	[3]	at Duquesne	W 103-82
F26	[2]	[11] • Clemson	W 70-64
M1	[2]	E. Tennessee State	W 104-87
M6	[2]	[8] NC State <sup>3</sup>	L 85-87
M18	[4]	Creighton <sup>4</sup>	W 83-79
M20	[4]	[9] Notre Dame <sup>5</sup>	W 83-71
M22	[4]	[3] Louisville <sup>5</sup>	L 82-96

1-at Landover, Md. (Capital Centre); 2-Maryland Invitational at College Park, Md. (Cole Field House); 3-ACC Tournament at Greensboro, N.C. (Greensboro Coliseum); 4-NCAA Midwest Region First Round at Lubbock, Texas (Memorial Coliseum); 5-NCAA Midwest Regional at Las Cruces, N.M. (Pan American Center)

**1975-76**  
Record: 22-6 H: 13-2 A: 8-3 N: 1-1  
ACC: 7-5, 2nd place (tie),  
Postseason: AP No. 11, UPI No. 13

N29	[3]	East Carolina	W 127-84
D3	[2]	DePaul	W 99-42
D6	[2]	at Richmond	W 98-71
D8	[2]	Boston University	W 122-82
D10	[2]	Georgia Tech	W 93-65
D20	[2]	Fordham	W 81-56
D22	[2]	UNC Charlotte	W 70-60
D29	[2]	Seton Hall <sup>1</sup>	W 104-69
D30	[2]	Princeton <sup>1</sup>	W 66-59
J3	[2]	Long Island	W 111-88
J7	[2]	at Geo. Washington	W 82-72
J10	[2]	[7] • at Wake Forest <sup>2</sup>	L 93-96
J14	[2]	[13] • at NC State	W 87-69
J17	[2]	at Navy	W 87-69
J21	[2]	• Clemson	L 77-82
J25	[2]	[5] • at No. Carolina (OT)	L 93-95
J28	[7]	[8] • NC State	W 102-84
J31	[7]	[10] at Notre Dame	W 69-63
F4	[5]	• at Virginia	W 69-66
F7	[5]	• Duke	W 102-91
F11	[4]	[3] • No. Carolina	L 69-81
F14	[4]	• at Clemson	W 98-89
F18	[7]	at Georgetown	W 72-63
F21	[7]	• at Duke	L 67-69
F25	[10]	• Wake Forest	W 105-91
F28	[10]	• Virginia	W 81-73
M4	[9]	Duke (OT) <sup>3</sup>	W 80-78
M5	[9]	Virginia <sup>3</sup>	L 65-73

1-Maryland Invitational at College Park, Md. (Cole Field House); 2-at Greensboro, N.C. (Greensboro Coliseum); 3-ACC Tournament at Landover, Md. (Capital Centre)
--

**1976-77**  
Record: 19-8 H: 15-4 A: 3-3 N: 1-1  
ACC: 7-5, 4th place

N27	[8]	Notre Dame (OT)	L 79-80
N30	[16]	Ball State	W 86-70
D2	[16]	Long Island	W 49-45
D4	[16]	Princeton	W 58-45
D8	[17]	East Carolina	W 80-69
D12	[17]	DePaul	W 92-74
D18	[14]	Appalachian State	W 76-74
D22	[15]	Bucknell	W 106-72
D28	[16]	Xavier <sup>1</sup>	W 84-74
D29	[16]	[18] Syracuse <sup>1</sup>	W 96-85
J4	[15]	Richmond	W 90-87
J8	[15]	[10] • Wake Forest (OT)	L 85-86
J9	[15]	• NC State	W 87-80
J15	[14]	Navy <sup>2</sup>	W 62-54
J19	[13]	• at Clemson	L 71-93
J22	[13]	[4] • No. Carolina	L 68-71
J27		• at NC State	W 75-73
J29		George Washington	L 76-86
F2		• Virginia	W 82-67
F5		• at Duke (OT)	W 65-64
F9	[14]	• at No. Carolina	L 70-97
F12	[15]	• Clemson	W 84-78
F15		Pittsburgh	W 88-75
F19		• Duke	W 85-72
F22	[11]	• at Wake Forest <sup>3</sup>	W 81-80
F26		• at Virginia	L 68-77
M3		NC State <sup>4</sup>	L 72-82

1-Maryland Invitational at College Park, Md. (Cole Field House); 2-at Landover, Md. (Capital Centre); 3-at Greensboro, N.C. (Greensboro Coliseum); 4-ACC Tournament at Greensboro, N.C. (Greensboro Coliseum)

**1977-78**  
Record: 15-13 H: 10-4 A: 1-8 N: 4-1  
ACC: 3-9, 6th place

N25	[14]	Bucknell	W 95-62
N27	[14]	American <sup>1</sup>	W 78-65
N28	[14]	Georgetown <sup>1</sup>	W 91-87
D1	[14]	Penn State <sup>2</sup>	W 89-80
D7	[12]	East Carolina	W 130-106
D10	[12]	at Geo. Washington	L 90-101
D17	[18]	Long Island	W 94-64
D21	[20]	Army	W 99-77
D28	[14]	Western Kentucky <sup>3</sup>	W 91-78
D29	[14]	Georgia Tech <sup>3</sup>	W 65-63
J4	[15]	• Duke	L 78-88
J7	[15]	• at Wake Forest <sup>4</sup>	L 75-84
J11	[16]	• at NC State	L 82-88
J14		Air Force	W 74-73
J16		• Clemson	W 90-75
J21	[5]	• at No. Carolina	L 71-85
J25		• NC State	L 73-80
J29	[5]	at Notre Dame	L 54-69
F1	[11]	• at Virginia	L 64-66
F4		UNLV	W 81-68
F8	[7]	• No. Carolina	L 64-66
F11		• at Clemson	W 80-75
F16		at Pittsburgh (OT)	L 86-89
F18	[20]	• at Duke	L 70-81
F22		• Wake Forest	W 91-89
F25		• Virginia	L 70-79
M1		NC State (3OT) <sup>5</sup>	W 109-108
M2	[15]	Duke <sup>5</sup>	L 69-81

1-Tip Off Tournament at Landover, Md. (Capital Centre); 2-at Hershey, Pa. (Hershey Park Arena); 3-Maryland Invitational at College Park, Md. (Cole Field House); 4-at Greensboro, N.C. (Greensboro Coliseum); 5-ACC Tournament at Greensboro, N.C. (Greensboro Coliseum)



M5	[20]	Duke <sup>3</sup>	W	56-53
M6	[20]	[4] Virginia <sup>3</sup>	W	85-62
M7	[20]	[12] No. Carolina <sup>3</sup>	L	60-61
M12	[18]	Tenn.-Chattanooga <sup>4</sup>	W	81-69
M14	[18]	[9] Indiana <sup>4</sup>	L	64-99

1-Carrier Classic at Syracuse, N.Y. (Carrier Dome);  
2-Maryland Invitational at College Park, Md. (Cole Field House); 3-ACC Tournament at Landover, Md. (Capital Centre); 4-NCAA Midwest Region First and Second Round at Dayton, Ohio (Dayton Arena)

1981-82

Record: 16-13 H: 13-3 A: 2-8 N: 1-2  
ACC: 5-9, 5th place  
Postseason: NIT Second Round

N27	St. Peter's	W	49-42
N29	Lafayette	W	82-58
D2	Long Island	W	87-79
D5	George Mason	W	74-62
D7	UMES	W	76-64
D9	Towson	W	75-59
D12	at NC State	L	53-74
D19	Ohio University	W	90-64
D23	Georgia Tech	L	43-45
D29	[16] at UCLA	L	57-90
J5	[1] No. Carolina	L	56-66
J9	at Duke	W	40-36
J12	[3] at Virginia (OT)	L	40-45
J16	Clemson	W	62-57
J20	Canisius	W	91-73
J23	at Notre Dame	L	51-55
J27	at William & Mary	W	50-43
J30	at Georgia Tech	L	63-64
F3	[13] Wake Forest	W	61-56
F6	Duke	W	77-60
F7	Hofstra	W	94-59
F11	[2] at No. Carolina	L	56-59
F13	at Clemson	L	66-75
F20	at Wake Forest <sup>1</sup>	L	42-48
F24	NC State	L	38-52
F27	[1] Virginia (OT)	W	47-46
M5	NC State <sup>2</sup>	L	28-40
M12	Richmond <sup>3</sup>	W	66-50
M15	Georgia <sup>3</sup>	L	69-83

1-at Greensboro, N.C. (Greensboro Coliseum); 2-ACC Tournament at Greensboro, N.C. (Greensboro Coliseum); 3-National Invitation Tournament at New York, N.Y. (Madison Square Garden)

1982-83

Record: 20-10 H: 14-3 A: 5-4 N: 1-3  
ACC: 8-6, 3rd place (tie)  
Postseason: NCAA Second Round

N27	Penn State <sup>1</sup>	L	79-97
D1	UMES	W	91-70
D4	at Canisius	W	67-66
D8	St. Joseph's	L	56-64
D11	Duquesne	W	85-64
D14	Towson	W	66-56
D23	[3] UCLA (2OT)	W	80-79
J3	American	W	73-71
J5	William & Mary	W	56-51
J8	[4] Virginia	L	64-83
J12	[11] at No. Carolina	L	71-72
J15	Duke	L	67-86
J19	at Clemson	W	80-61
J22	Notre Dame	W	68-67
J26	at Holy Cross <sup>2</sup>	W	55-53
J29	NC State	W	86-81
J31	Navy	W	99-73
F2	Old Dominion	W	87-67
F5	Georgia Tech	W	77-68
F9	at Wake Forest <sup>3</sup>	L	66-79
F16	[3] No. Carolina	W	106-94
F19	Clemson	W	92-88
F21	at Duke	W	101-90
F23	at Georgia Tech	L	60-70
F26	Wake Forest	W	83-75
M3	at NC State	W	67-58
M7	[2] at Virginia	L	81-83
M11	Georgia Tech (OT) <sup>4</sup>	L	58-64
M17	[15] Tenn.-Chattanooga <sup>5</sup>	W	52-51
M22	[1] Houston <sup>5</sup>	L	50-60

1-at Baltimore, Md. (Baltimore Arena); 2-at Worcester, Mass. (Worcester Centrum); 3-at Greensboro, N.C. (Greensboro Coliseum); 4-ACC Tournament at Atlanta, Ga. (Omni); 5-NCAA First and Second Round at Houston, Texas (The Summit)

1983-84

Record: 24-8 H: 13-2 A: 6-4 N: 5-2  
ACC: 9-5, 2nd place, ACC Tournament Champion  
Postseason: NCAA Sweet Sixteen, AP No. 11, UPI No. 10

N26	[8] Johns Hopkins	W	108-65
D1	[6] Ohio State <sup>1</sup>	L	68-72
D3	[6] Canisius	W	77-55
D6	[11] Penn State <sup>2</sup>	W	67-58
D10	[11] at Duquesne	W	78-67

D14	[9] UMES	W	104-69
D24	[8] Boston College	W	89-76
D29	[6] Randolph Macon <sup>3</sup>	W	58-52
D30	[6] LaSalle <sup>3</sup>	W	96-83
J4	[5] [12] at NC State	W	59-55
J7	William & Mary	W	58-44
J12	[5] [1] No. Carolina	L	62-74
J14	[5] Duke	W	81-75
J17	[7] Clemson	W	85-72
J21	[7] at Old Dominion	W	69-58
J28	[5] at Notre Dame	L	47-52
J31	[10] at Virginia	W	67-66
F4	[10] [18] at Georgia Tech (2OT)	L	70-71
F8	[13] [14] W. Forest (2OT) <sup>4</sup>	L	87-90
F11	[13] Duke	L	84-89
F13	[13] Dayton	W	61-59
F18	at Clemson (3OT)	W	66-65
F19	[1] at No. Carolina	L	63-78
F23	Georgia Tech	W	79-74
F26	[15] Wake Forest	W	90-79
F29	[19] NC State	W	63-50
M4	[19] Virginia	W	74-65
M9	[14] NC State <sup>5</sup>	W	69-63
M10	[14] Wake Forest <sup>5</sup>	W	66-64
M11	[14] [16] Duke <sup>5</sup>	W	74-62
M17	[11] West Virginia <sup>6</sup>	W	102-77
M22	[11] [6] Illinois <sup>7</sup>	L	70-72

1-at East Rutherford, N.J. (Brendan Byrne Arena);  
2-at Hershey, Pa. (Hershey Park Arena); 3-Maryland Invitational at College Park, Md. (Cole Field House);  
4-at Greensboro, N.C. (Greensboro Coliseum); 5-ACC Tournament at Greensboro, N.C. (Greensboro Coliseum); 6-NCAA Midwest Region Second Round at Birmingham, Ala. (Birmingham Coliseum); 7-NCAA Midwest Regional at Lexington, Ky. (Rupp Arena)

1984-85

Record: 25-12 H: 14-2 A: 7-6 N: 4-4  
ACC: 8-6, 4th place (tie)  
Postseason: NCAA Sweet Sixteen

N23	[19] Kansas <sup>1</sup>	L	56-58
N24	at Ala.-Anchorage <sup>1</sup>	W	54-52
N25	Tennessee <sup>1</sup>	W	72-49
D1	West Virginia	W	56-47
D5	Cleveland State	W	95-84
D8	at Alabama	W	59-54
D11	Ohio State	W	76-73
D13	UMES	W	87-48
D22	at Loyola (Md.)	W	81-74
D25	Iowa (OT) <sup>2</sup>	W	78-68
D27	at Hawaii <sup>2</sup>	W	79-71
D28	[10] Georgia Tech <sup>2</sup>	L	69-70
J2	[19] [17] NC State	W	58-56
J5	[19] at Dayton	L	63-67
J9	[5] at No. Carolina	L	74-75
J14	[2] Duke (OT)	W	78-76
J16	Clemson	W	94-84
J19	at UNLV	L	76-78
J21	Holy Cross	W	99-75
J26	Notre Dame	W	77-65
J27	[14] Villanova	W	77-74
J30	[17] Virginia	W	71-58
F2	[17] [8] Georgia Tech	L	60-72
F4	[17] Old Dominion	W	87-75
F6	[20] at Wake Forest	W	64-62
F9	[20] [5] at Duke	L	62-70
F13	[20] [13] No. Carolina	L	54-60
F17	[20] at Clemson	L	64-71
F19	[20] [8] at Georgia Tech	L	43-48
F21	Towson	W	91-38
F24	Wake Forest	W	69-66
F27	[16] at NC State	W	71-70
M3	at Virginia	W	60-55
M8	[7] Duke <sup>3</sup>	L	73-86
M15	Miami-OH (OT) <sup>4</sup>	W	69-68
M17	Navy <sup>4</sup>	W	64-59
M22	Villanova <sup>5</sup>	L	43-46

1-Great Alaska Shootout at Anchorage, Alaska (Sullivan Arena); 2-Rainbow Classic at Honolulu, Hawaii (Blaisdell Center); 3-ACC Tournament at Atlanta, Ga. (Omni); 4-NCAA Southeast Region First and Second Round at Dayton, Ohio (Dayton Arena); 5-NCAA Southeast Regional at Birmingham, Ala. (Birmingham Coliseum)

1985-86


Record: 19-14 H: 10-5 A: 6-7 N: 3-2  
ACC: 6-8, 6th place  
Postseason: NCAA Second Round

N23	[19] Northeastern	W	84-72
N26	[17] at George Mason	W	81-80
N30	[17] at Ohio State	L	66-78
D3	Fairleigh Dickinson	W	74-51
D5	William & Mary	W	77-48
D7	[14] UNLV	L	61-64
D12	at West Virginia	W	42-41
D13	Towson	W	91-58
D21	Alabama	W	60-58
D28	Stanford <sup>1</sup>	W	67-65
D29	at Hawaii-Pacific <sup>1</sup>	W	92-85

J4	Duke	L	75-81
J7	Randolph Macon	W	74-50
J11	at Georgia Tech	L	67-68
J14	[1] No. Carolina	L	67-71
J19	at Virginia	L	49-70
J23	NC State	L	55-67
J25	[2] at Duke	L	68-80
J28	Wake Forest	W	77-55
F1	at Villanova	L	62-64
F3	[14] at Notre Dame	L	62-69
F8	Clemson	W	78-69
F13	[17] at NC State	W	67-66
F15	at Clemson	L	60-70
F17	UMES	W	91-44
F20	[1] at No. Carolina (OT)	W	77-72
F22	[5] Georgia Tech	L	70-77
F26	at Wake Forest <sup>2</sup>	W	59-48
M1	Virginia	W	87-72
M7	[4] No. Carolina <sup>3</sup>	W	85-75
M8	[6] Georgia Tech <sup>3</sup>	L	62-64
M14	Pepperdine <sup>4</sup>	W	69-64
M16	[11] UNLV <sup>4</sup>	L	64-70

1-Hawaii-Pacific Tournament at Wailuku, Hawaii (War Memorial Coliseum); 2-at Greensboro, N.C. (Greensboro Coliseum); 3-ACC Tournament at Greensboro, N.C. (Greensboro Coliseum); 4-NCAA First and Second Round at Long Beach, Calif. (Long Beach Arena)

**BOB WADE**



3 Seasons  
1986-87 to  
1988-89  
Rec.: 36-50  
Conf.: 7-35

1986-87

Record: 9-17 H: 8-8 A: 1-8 N: 0-1  
ACC: 0-14, 8th

D27	Winthrop	W	76-58
D29	Fairleigh Dickinson	W	70-59
D31	Notre Dame	L	50-63
J3	[19] at NC State	L	47-69
J5	Towson	W	79-71
J8	[3] at No. Carolina	L	65-98
J10	Virginia	L	64-71
J14	[14] Duke	L	61-85
J17	[12] at Clemson	L	64-72
J19	Bucknell	W	77-68
J21	West Virginia	W	65-62
J24	at Old Dominion	L	73-87
J28	at James Madison	W	90-76
F1	at Georgia Tech	L	72-76
F2	at Wake Forest	L	58-69
F4	[12] Clemson	L	79-80
F7	[16] at Duke	L	67-76
F10	Georgia Tech	L	74-78
F14	[3] No. Carolina	L	86-93
F16	Central Florida	W	73-55
F18	UMBC	W	78-64
F22	Wake Forest	L	68-75
F25	NC State	L	72-85
F27	UMES	W	117-51
M1	at Virginia	L	77-82
M6	[2] No. Carolina <sup>1</sup>	L	63-82

1-ACC Tournament at Landover, Md. (Capital Centre)

1987-88

Record: 18-13 H: 8-4 A: 6-7 N: 4-2  
ACC: 6-8, 5th place  
Postseason: NCAA Second Round

N27	Loyola (Md.) <sup>1</sup>	W	74-60
N28	Mississippi <sup>1</sup>	W	77-69
D3	Winthrop	W	65-52
D5	at West Virginia	L	49-75
D8	at Mount St. Mary's	W	82-54
D10	East Carolina	W	75-59
D12	at Louisiana State	L	54-55
D28	South Carolina	W	82-77
D30	Arkansas	W	88-61
J2	Wake Forest	W	93-76
J6	at Missouri	L	85-93
J9	Clemson	W	68-53
J14	[2] No. Carolina	L	65-71
J16	[7] at Duke	W	72-69
J20	at Virginia	L	72-84
J27	NC State	L	81-83
F2	at Notre Dame	W	78-75
F6	at Old Dominion	W	70-65
F8	Georgia Tech	L	83-96
F10	at Clemson	W	70-66
F13	[8] Duke	L	83-90
F17	at Georgia Tech	L	82-104

F20	[5] at No. Carolina	L	73-74
F25	UMES	W	101-51
F27	at Wake Forest <sup>2</sup>	W	70-65
M3	[16] at NC State	L	68-74
M5	Virginia	W	69-63
M11	[18] Georgia Tech <sup>3</sup>	W	84-67
M12	[9] No. Carolina <sup>3</sup>	L	64-74
M18	UC Santa Barbara <sup>4</sup>	W	92-82
M20	[6] Kentucky <sup>4</sup>	L	81-90

1-MCI Harbor Classic at Baltimore, Md. (Baltimore Arena); 2-at Greensboro, N.C. (Greensboro Coliseum); 3-ACC Tournament at Greensboro, N.C. (Greensboro Coliseum); 4-NCAA First and Second Round at Cincinnati, Ohio (Riverfront Coliseum)


1988-89

Record: 9-20 H: 5-9 A: 0-10 N: 4-1  
ACC: 1-13, 8th place

N25	Texas Christian <sup>1</sup>	W	74-67
N26	Georgia State <sup>1</sup>	W	69-62
D1	UMES	W	97-53
D5	at South Carolina	L	51-57
D7	Morgan State	W	73-61
D10	at Arkansas	L	68-73
D13	Monmouth	W	74-70
D27	West Virginia	L	61-69
D29	Lamar <sup>2</sup>	W	74-65
D30	at Texas-El Paso <sup>2</sup>	L	51-69
J2	Louisiana State	L	77-79
J4	at Wake Forest	L	60-70
J7	at Clemson	L	58-75
J11	[8] at No. Carolina	L	72-88
J14	[1] Duke	L	72-82
J17	Virginia (OT)	L	58-64
J24	[5] Missouri	L	73-87
J29	[15] NC State	L	67-90
F1	UMBC	W	78-66
F4	at Georgia Tech	L	74-67
F7	Clemson	W	98-87
F11	[14] at Duke	L	60-86
F14	Georgia Tech	L	66-67
F19	[8] No. Carolina	L	75-86
F25	Wake Forest	L	61-75
M2	[20] at NC State	L	77-94
M5	at Virginia	L	59-86
M10	[17] NC State <sup>3</sup>	W	71-49
M11	[9] No. Carolina <sup>3</sup>	L	58-88

1-Freedom Bowl Classic at Irvine, Calif. (Bren Events Center); 2-Sun Bowl Tournament at El Paso, Texas (Special Events Center); 3-ACC Tournament at Atlanta, Ga. (Omni)

**GARY WILLIAMS**



16 Seasons  
1989-90 to  
Present  
Rec.: 334-178  
Conf.: 139-113

1989-90

Record: 19-14 H: 12-4 A: 3-6 N: 4-4  
ACC: 6-8, 5th place (tie)  
Postseason: NIT Second Round

N25	Delaware State	W	87-53
N27	Augusta College	W	105-74
D1	South Carolina <sup>1</sup>	L	51-52
D2	Army <sup>1</sup>	W	78-60
D4	Connecticut <sup>2</sup>	L	65

J5	[10]	• Georgia Tech	L	75-85
J9	[6]	• at No. Carolina	L	73-101
J13		• at Florida State	L	85-105
J16		• Wake Forest	L	73-86
J19		Oklahoma <sup>1</sup>	W	89-78
J23		• at NC State	W	70-65
J26		• at Clemson	L	72-82
J30	[7]	• Duke	L	62-78
F4	[24]	• at Virginia	L	68-70
F6	[22]	• at Georgia Tech	L	79-93
F9	[6]	• No. Carolina	L	63-77
F13	[10]	• Florida State	L	84-87
F17	[10]	• at Wake Forest	L	64-88
F24		• NC State	W	88-71
F27		• Clemson	L	73-81
M3	[6]	• at Duke	L	79-95
M6		• at Virginia	L	74-88
M11		NC State <sup>2</sup>	W	76-55
M12	[1]	No. Carolina <sup>2</sup>	W	66-102

1-at Baltimore, Md. (Baltimore Arena); 2-ACC Tournament at Charlotte, N.C. (Charlotte Coliseum)

**1993-94**

Record: 18-12 H: 10-3 A: 4-6 N: 4-3  
ACC: 8-8, 4th place (tie)  
Postseason: NCAA Sweet Sixteen, USA Today/CNN No. 11

N26	[15]	• at Georgetown (OT) <sup>1</sup>	W	84-83
N27		Cornell	W	92-41
N30		Rider	W	93-79
D2		UMBC	W	89-90
D4		Morgan State	W	85-62
D7		Oklahoma <sup>2</sup>	L	85-88
D23		Towson <sup>3</sup>	W	109-71
D28		Hofstra <sup>4</sup>	W	93-67
D29	[9]	Massachusetts <sup>4</sup>	L	80-94
J4	[12]	• at Georgia Tech	W	91-88
J8	[2]	• No. Carolina	L	70-75
J11		• Florida State	W	80-74
J15		• at Wake Forest	W	61-58
J22	[25]	• NC State	W	102-70
J26	[18]	• Clemson	W	73-53
J29	[18]	[2] • at Duke	L	62-75
F2	[21]	• at Virginia	L	66-73
F5	[21]	• Georgia Tech	L	71-83
F10	[1]	• at No. Carolina	L	89-95
F12		• at Florida State	W	69-66
F16		• Wake Forest	W	81-58
F19		Loyola (Md.)	W	94-71
F23		• at NC State	L	71-79
F26		• at Clemson	L	67-73
M2	[2]	• Duke	L	69-73
M5		• Virginia	W	70-68
M11		Virginia <sup>5</sup>	L	63-69
M17	[24]	St. Louis <sup>6</sup>	W	74-66
M19	[8]	Massachusetts <sup>6</sup>	W	95-87
M25	[11]	Michigan <sup>7</sup>	L	71-78

1-at Landover, Md. (Capital Centre); 2-at Oklahoma City, Okla. (The Myriad); 3-at Baltimore, Md. (Baltimore Arena); 4-Hall of Fame Classic at Springfield, Mass. (Springfield Civic Center); 5-ACC Tournament at Charlotte, N.C. (Charlotte Coliseum); 6-NCAA Midwest Region First and Second Rounds at Wichita, Kan. (Kansas Coliseum); 7-NCAA Midwest Region at Dallas, Texas (Reunion Arena)

**1994-95**

Record: 26-8 H: 16-0 A: 4-4 N: 6-4  
ACC: 12-4, ACC Regular Season Co-Champion  
Postseason: NCAA Sweet Sixteen, AP No. 10, USA Today/CNN No. 11

N21	[7]	Chaminade <sup>1</sup>	W	95-67
N22	[7]	Utah <sup>1</sup>	W	90-78
N23	[7]	Arizona State <sup>1</sup>	L	90-97
N29	[11]	Loyola (Md.)	W	92-62
D3	[11]	Bucknell	W	102-64
D5	[11]	UMBC	W	102-77
D8	[11]	Colgate	W	113-53
D10	[11]	Massachusetts <sup>2</sup>	L	74-85
D12	[12]	Towson	W	120-73
D23	[11]	Morgan State	W	138-72
D27	[9]	La Salle	W	96-80
D30	[9]	American	W	98-77
J4	[7]	[24] • Georgia Tech	W	80-67
J7	[7]	[1] • at No. Carolina	L	90-100
J10	[9]	• at Florida State	W	70-57
J14	[9]	[14] • Wake Forest	W	76-66
J22	[8]	• at NC State	W	84-67
J25	[8]	• at Clemson	W	56-51
J28	[8]	• Duke	W	74-72
J1	[5]	[15] • Virginia	W	71-62
F4	[5]	[21] • at Georgia Tech	L	91-100
F7	[8]	[1] • No. Carolina	W	86-73
F11	[8]	• Florida State	W	80-65
F15	[7]	[14] • at Wake Forest	L	54-63
F19	[7]	Cincinnati <sup>3</sup>	W	74-72
F22	[7]	• NC State	W	84-71
F25	[7]	• Clemson	W	84-68
M1	[6]	• at Duke	W	94-92
M5	[6]	[13] • at Virginia	L	67-92

M10	[10]	Florida State <sup>4</sup>	W	71-64
M11	[10]	[4] No. Carolina (OT) <sup>4</sup>	L	92-97
M16	[10]	Zionaga <sup>5</sup>	W	87-63
M18	[10]	Texas <sup>5</sup>	W	82-68
M23	[10]	[8] Connecticut <sup>6</sup>	L	89-99

1-Maui Invitational at Lahaina, Hawaii (Lahaina Civic Center); 2-at Baltimore, Md. (Baltimore Arena); 3-at San Antonio, Texas (Alamodome); 4-ACC Tournament at Greensboro, N.C. (Greensboro Coliseum); 5-NCAA West Region First and Second Round at Salt Lake City, Utah (Jon Huntsman Center); 6-NCAA West Regional at Oakland, Calif. (Oakland Coliseum)

**1995-96**

Record: 17-13 H: 11-3 A: 3-5 N: 3-5  
ACC: 8-8, 4th place (tie)  
Postseason: NCAA First Round

N24	[14]	[1] Kentucky <sup>1</sup>	L	84-96
N27	[19]	Towson <sup>2</sup>	W	70-67
D2	[19]	Massachusetts <sup>3</sup>	L	47-50
D3	[19]	George Washington <sup>3</sup>	W	98-81
D6	[20]	Howard	W	88-71
D9	[20]	UCLA <sup>4</sup>	L	63-73
D13		Rider	W	83-67
D23		American	W	104-79
D28		UMES	W	104-66
J3		• at Georgia Tech	L	84-98
J6	[16]	• No. Carolina (OT)	L	86-88
J13	[8]	• at Wake Forest	L	64-77
J17		Delaware State	W	118-55
J20		• NC State (OT)	W	77-74
J24	[18]	• Clemson	W	65-60
J28		• at Duke	L	73-83
F1		• at Virginia	W	80-72
F3	[25]	• Georgia Tech	W	88-74
F6	[12]	• at No. Carolina	W	84-78
F10		• at Florida State	L	78-100
F15	[8]	• Wake Forest	L	78-85
F18		Missouri	W	91-72
F22		• at NC State	W	86-84
F24		• at Clemson	L	61-68
F28		• Duke	L	75-77
M2		• Virginia	W	83-71
M4		• Florida State	W	88-78
M8		Duke <sup>5</sup>	W	82-69
M9	[18]	Georgia Tech <sup>5</sup>	L	79-84
M15		Santa Clara <sup>6</sup>	L	79-91

1-Hall of Fame Tip-Off Classic at Springfield, Mass. (Springfield Civic Center); 2-at Baltimore, Md. (Baltimore Arena); 3-Franklin National Bank Classic at Landover, Md. (USAir Arena); 4-John Wooden Classic at Anaheim, Calif. (Arrowhead Pond of Anaheim); 5-ACC Tournament at Greensboro, N.C. (Greensboro Coliseum); 6-NCAA West Region First Round at Tempe, Ariz. (Special Events Center)

**1996-97**

Record: 21-11 H: 11-3 A: 5-4 N: 5-4  
ACC: 9-7, 4th place (tie)  
Postseason: NCAA First Round, AP No. 22

N26		Howard	W	93-55
N30		Towson State	W	93-76
D2		Chicago State	W	94-44
D4		UMBC	W	67-31
D8		California <sup>1</sup>	W	80-64
D9		George Washington <sup>1</sup>	W	74-68
D12		Georgia Tech	W	77-63
D21	[25]	American	W	81-74
D23	[21]	Lafayette	W	108-67
D27	[21]	Pittsburgh <sup>2</sup>	W	66-63
D28	[21]	at Hawaii <sup>2</sup>	W	76-59
D30	[19]	Georgia (OT) <sup>2</sup>	L	65-73
J4	[19]	Virginia	W	78-62
J8	[19]	[13] at No. Carolina	W	85-75
J12	[19]	at NC State	W	68-59
J15	[11]	[3] Clemson	L	63-67
J19	[11]	[2] at Wake Forest	W	54-51
J21	[7]	[7] Pennsylvania <sup>3</sup>	W	103-73
J26	[7]	[10] Duke	W	74-70
J29	[5]	• at Florida State	L	70-74
F1	[5]	[2] Wake Forest	L	69-74
F5	[7]	NC State	W	66-55
F8	[7]	[10] at Clemson	L	68-80
F13	[10]	Florida State	W	73-57
F15	[10]	Massachusetts <sup>4</sup>	L	61-78
F19	[14]	at Georgia Tech	W	76-68
F22	[14]	[12] No. Carolina	L	81-93
F27	[16]	[7] at Duke	L	69-81
M2	[16]	at Virginia	L	74-81
M7	[22]	[13] Clemson <sup>5</sup>	W	76-61
M8	[22]	NC State <sup>5</sup>	L	58-65
M13	[22]	[16] College of Charleston <sup>6</sup>	L	66-75

1-Franklin National Bank Classic at Landover, Md. (USAir Arena); 2-Rainbow Classic at Honolulu, Hawaii (Blaisdell Center); 3-at Baltimore, Md. (Baltimore Arena); 4-at Worcester, Mass. (Worcester Centrum); 5-ACC Tournament at Greensboro, N.C. (Greensboro Coliseum); 6-NCAA Southeast Region First Round at Memphis, Tenn. (The Pyramid)

**1997-98**

Record: 21-11 H: 12-2 A: 3-5 N: 6-4  
ACC: 10-6, 3rd place  
Postseason: NCAA Sweet Sixteen, AP No. 20, USA Today/NABC No. 22

N14	[7]	South Carolina (OT) <sup>1</sup>	L	72-76
N18		Fairleigh Dickinson	W	81-70
N22		Mount St. Mary's	W	102-74
N25	[24]	Florida International	W	117-70
D4	[23]	[17] • at Clemson (OT)	L	65-78
D7	[23]	[2] Kansas <sup>2</sup>	W	86-83
D8	[19]	George Washington <sup>2</sup>	L	66-70
D13	[19]	UMBC	W	104-66
D22	[20]	UNC Asheville	W	110-52
D27	[20]	UNC Wilmington	W	74-36
D30	[20]	at Missouri	L	79-83
J3	[20]	[3] • Duke	L	72-104
J7	[13]	• Florida State	W	81-74
J10		• at NC State	W	68-65
J14	[1]	• No. Carolina (OT)	W	89-83
J17		• at Wake Forest	L	60-72
J21		• at Georgia Tech	W	70-67
J24	[23]	• Clemson	W	74-69
J29	[23]	[1] • at Duke	L	59-86
F1	[23]	• Virginia	W	77-70
F7	[25]	• at Florida State	W	68-62
F11	[24]	• NC State	W	78-63
F14	[24]	[1] • at No. Carolina	L	67-85
F19	[25]	• Wake Forest	L	79-83
F21	[25]	• Georgia Tech	W	81-69
F24		• at Virginia	W	74-66
F28	[24]	Temple <sup>4</sup>	W	83-66
M6	[20]	Georgia Tech <sup>4</sup>	W	83-65
M7	[20]	[1] No. Carolina (OT) <sup>4</sup>	L	73-83
M12	[20]	Utah State <sup>5</sup>	W	82-68
M14	[20]	[22] Illinois <sup>5</sup>	W	67-61
M19	[20]	[4] Arizona <sup>6</sup>	L	79-87

1-Black Coaches Association Classic at Minneapolis, Minn. (Target Center); 2-Franklin National Bank Classic at Washington, D.C. (MCI Center); 3-at Baltimore, Md. (Baltimore Arena); 4-ACC Tournament at Greensboro, N.C. (Greensboro Coliseum); 5-NCAA West Region First and Second Round at Sacramento, Calif. (Arco Arena); 6-NCAA West Region at Anaheim, Calif. (Arrowhead Pond of Anaheim)

**1998-99**

Record: 28-6 H: 13-1 A: 7-3 N: 8-2  
ACC: 13-3, 2nd place  
Postseason: NCAA Sweet Sixteen, AP No. 5, USA Today/NABC No. 8

N14	[6]	Western Carolina	W	113-46
N17	[6]	UMBC	W	90-62
N20	[6]	Hofstra	W	89-59
N23	[5]	Duquesne	W	81-47
N26	[5]	at AU Puerto Rico <sup>1</sup>	W	82-32
N27	[5]	[10] UCLA <sup>1</sup>	W	70-54
N28	[5]	Pittsburgh <sup>1</sup>	W	87-52
D3	[2]	Wake Forest	W	92-69
D6	[2]	[5] Stanford <sup>2</sup>	W	62-60
D7	[2]	DePaul <sup>2</sup>	W	92-75
D12	[2]	[5] at Kentucky	L	91-103
D19	[5]	Princeton <sup>3</sup>	W	81-58
D23	[5]	North Texas	W	132-57
D27	[5]	South Carolina State	W	104-70
J3	[4]	[2] • Duke	L	64-82
J7	[5]	• at Virginia	W	71-66
J10	[5]	• NC State	W	94-48
J13	[5]	[9] • at No. Carolina	W	89-76
J19	[4]	• at Georgia Tech	W	77-62
J24	[4]	• at Clemson (OT)	W	81-79
J27	[4]	• at Florida State	W	107-87
J31	[4]	• at Wake Forest	L	72-85
F3	[7]	[2] • at Duke	L	77-95
F6	[7]	• Virginia	W	88-72
F10	[7]	• at NC State	W	63-50
F13	[7]	[12] • No. Carolina	W	81-64
F21	[5]	• Georgia Tech	W	91-60
F24	[5]	• Clemson	W	77-60
F27	[5]	• at Florida State	W	84-75
M5	[5]	Florida State <sup>4</sup>	W	93-69
M6	[5]	[15] No. Carolina <sup>4</sup>	L	79-86
M11	[5]	Valparaiso <sup>5</sup>	W	82-60
M13	[5]	Creighton <sup>5</sup>	W	75-63
M18	[5]	[9] St. John's <sup>6</sup>	L	62-76

1-Puerto Rico Shootout at Bayamon, P.R. (Eugenio Guerra Sports Complex); 2-BB&T Classic at Washington, D.C. (MCI Center); 3-at Baltimore, Md. (Baltimore Arena); 4-ACC Tournament at Greensboro, N.C. (Greensboro Coliseum); 5-NCAA South Region First and Second Rounds at Orlando, Fla. (Orlando Arena); 6-NCAA South Regional at Knoxville, Tenn. (Thompson-Boling Arena)

**1999-00**

Record: 25-10 H: 15-1 A: 4-5 N: 6-4  
ACC: 11-5, 2nd place, ACC Tournament Finalist  
Postseason: NCAA Second Round, AP No. 17, USA Today/ESPN No. 25

N17		San Francisco <sup>1</sup>	W	71-61
N19		Tulane <sup>1</sup>	W	78-70
N22	[24]	Fairleigh Dickinson	W	104-45
N24	[24]	[11] Kentucky <sup>2</sup>	L	58-61
N26	[24]	Notre Dame <sup>2</sup>	W	72-67
N30	[24]	Iowa <sup>3</sup>	W	83-65
D4	[24]	[16] Illinois <sup>4</sup>	W	69-67
D5	[24]	George Washington <sup>4</sup>	L	69-74
D7	[21]	Wirthrop (OT)	W	76-65
D11	[21]	[23] Kentucky	W	72-66
D27	[14]	George Mason	W	69-66
D30	[14]	UMBC	W	82-52
J2	[14]	Coastal Carolina	W	100-48
J6	[14]	• at NC State	L	66-68
J9	[12]	[8] • Duke	L	70-80
J15	[18]	• at Georgia Tech	L	68-89
J19	[24]	• Wake Forest	W	71-53
J22	[24]	Clemson	W	74-62
J27	[22]	• at No. Carolina	L	63-75
J29	[22]	• at Florida State	W	82-63
F2	[25]	• Virginia	W	91-79
F6	[25]	• NC State	W	78-73
F9	[23]	[3] • at Duke	W	



20  
06

MARYLAND

27  
SPORTS

1  
TEAM

WE FEAR THE TURTLE!

2003-04

Record: 20-12 H: 12-4 A: 4-5 N: 4-3
ACC: 7-9, 6th place, ACC Tournament Champion
Postseason: NCAA Second Round, AP No. 19, USA Today/ESPN No. 24
N22 [25] American W 79-48
N25 [24] George Mason W 79-64
N29 [24] Hofstra W 87-72
D2 [25][15] Wisconsin (OT) W 73-67
D6 [25][17] Gonzaga L 68-82
D7 [25] West Virginia (OT) L 77-78
D10 [1] at Florida (OT) W 69-68
D14 Pepperdine W 96-72
D23 [24] UNC Greensboro W 85-58
D28 [24] at Florida State L 75-79
J3 Mount St. Mary's W 89-56
J6 MD-Eastern Shore W 87-38
J14 [9] North Carolina W 90-84
J17 [12] at Georgia Tech L 71-81
J21 [1] Duke L 60-68
J25 at Clemson W 65-52
J29 [19] at Wake Forest L 85-93
F1 NC State L 69-81
F4 at Virginia W 71-67
F8 Florida State W 73-62
F15 [14] at North Carolina L 86-97
F19 [18] Georgia Tech L 64-75
F22 [3] at Duke L 63-86
F24 Clemson W 70-49
F28 [11] Wake Forest L 83-91
M3 [16] at NC State W 70-69
M7 Virginia W 70-61
M12 [15] Wake Forest W 87-86
M13 [17] NC State W 85-82
M14 [5] Duke W 95-87
M18 [19] UTEP L 86-83
M20 [19] Syracuse L 70-72
1-ACC/Big Ten Challenge at College Park, Md. (Comcast Center), 2-BB&T Classic at Washington, D.C. (MCI Center), 3-ACC Tournament at Greensboro, N.C. (Greensboro Coliseum), 4-NCAA First and Second Rounds at Denver, Colo. (Pepsi Center)

2004-05

Record: 19-13 H: 15-3 A: 2-7 N: 2-3
ACC: 7-9, 16th place
Postseason: NIT Semifinal
N19 [15] Jackson State W 93-57
N23 [13] Mercer W 93-67
N26 [13][25] vs. Memphis L 84-61
N30 [12][25] at Wisconsin L 64-69
D4 [12] vs. George Mason W 78-54
D5 [12] vs. Geo. Washington L 92-101
D12 [23] UNC Asheville W 96-72
D19 [23] Florida State (OT) W 90-88
D23 [24] American W 82-61
D28 [24] Liberty W 112-68
J4 [22] Mount St. Mary's W 85-53
J8 [22][3] at North Carolina L 75-109
J11 [RV][4] at Wake Forest L 66-81
J15 [RV] Temple W 80-69
J19 [RV] Virginia W 82-68
J23 [RV][RV] NC State L 69-85
J26 [RV][2] at Duke W 75-66
J30 [RV][22] Georgia Tech W 79-71
F1 [22] at Clemson L 73-88
F5 [22] at Miami (OT) L 73-75
F8 [RV] Virginia Tech W 86-71
F12 [RV][7] Duke (OT) W 99-92
F16 [22] at NC State L 63-82
F19 [22] at Virginia (2OT) W 92-89
F22 [RV] Clemson L 93-97
F27 [RV][2] North Carolina L 83-85
M5 [RV] at Virginia Tech L 76-86
M10 vs. Clemson L 72-84
M16 Oral Roberts W 85-72
M23 Davidson W 78-63
M26 Texas Christian W 85-73
M29 vs. South Carolina L 67-75
1-Hall of Fame Tipoff Classic at Springfield, Mass.; 2-ACC/Big Ten Challenge at Madison Wisconsin (Kohl Center); 3-BB&T Classic at Washington, D.C. (MCI Center); 4-ACC Tournament at Washington D.C. (MCI Center); 5-NIT Tournament at College Park, Md. (Comcast Center); 6-NIT Semifinals at New York, N.Y. (Madison Square Garden)

SERIES RECORDS

Table with 5 columns: Opponent (GP), Record, Opponent (GP), Record, Opponent (GP), Record. Lists various college basketball teams and their win-loss records against Maryland.

# SERIES RESULTS

## AIR FORCE

**Maryland leads, 2-0**

1-14-78	H	W	74-73
12-2-78	A	W	81-68

## ALABAMA

**Maryland leads, 3-0**

2-26-25	N1	W	27-21
12-8-84	A	W	59-54
12-21-85	H	W	60-58

1-So. Conf. Tournament at Atlanta, Ga.

## ALASKA-ANCHORAGE

**Maryland leads, 1-0**

11-24-84	N1	W	54-52
----------	----	---	-------

1-Great Alaska Shootout at Anchorage, Alaska (Sullivan Arena)

## ALCORN STATE

**Maryland leads, 1-0**

12-30-89	H	W	110-91
----------	---	---	--------

## AMERICAN

**Maryland leads, 12-1**

1926-27	A	L	16-21
11-27-77	N1	W	78-65
12-2-80	H	W	95-65
1-3-83	H	W	73-71
1-29-91	H	W	72-69
11-30-91	H	W	93-68
12-10-92	H	W	98-67
12-30-94	H	W	98-77
12-23-95	H	W	104-79
12-21-96	H	W	81-74
11-17-01	H	W	83-53
11-22-03	H	W	79-48
12-23-04	H	W	82-61

1-Tip Off Tournament at Landover, Md. (Capital Centre)

## AU OF PUERTO RICO

**Maryland leads, 1-0**

11-26-98	A1	W	82-32
----------	----	---	-------

1-Puerto Rico Shootout at Bayamon, P.R. (Eugenio Guerra Sports Complex)

## APPALACHIAN STATE

**Maryland leads, 2-0**

1-2-75	H	W	96-50
12-18-76	H	W	76-74

## ARIZONA

**Maryland trails, 0-3**

12-27-63	N1	L	54-57
3-19-98	N2	L	79-87
11-8-01	N3	L	67-71

1-Evansville Holiday Tournament (Roberts Stadium); 2-NCAA Tournament at Anaheim, Calif. (Arrowhead Pond of Anaheim); 3-Coaches vs. Cancer IKON Classic at New York, N.Y. (Madison Square Garden)

## ARIZONA STATE

**The series is tied, 1-1**

12-30-53	N1	W	65-50
11-23-94	N2	L	90-97

1-All-American City Tournament at Owensboro, Ky.; 2-Maui Invitational at Lahaina, Hawaii (Lahaina Civic Center)

## ARKANSAS

**The series is tied, 1-1**

12-30-87	H	W	88-61
12-10-88	A	L	68-73

## ARMY

**Maryland trails, 4-8**

1-7-39	A	L	25-45
2-18-42	A	L	32-44
2-6-43	A	L	40-44
3-1-44	A	L	22-85
2-28-45	A	L	34-54
2-27-46	A	L	25-52
2-24-47	A	W	57-54
1-31-48	A	L	44-48
12-29-66	N1	W	57-54
12-19-69	H2	L	54-69
12-21-77	H	W	99-77
12-2-89	N3	W	78-60

1-Charlotte Invitational at Charlotte, N.C. (Charlotte Coliseum); 2-Maryland Invitational at College Park, Md. (Cole Field House); 3-Central Fidelity Classic at Richmond Va. (Robbins Center)

## AUGUSTA COLLEGE

**Maryland leads, 1-0**

11-27-89	H	W	105-74
----------	---	---	--------

## BAINBRIDGE NAVY

**Maryland trails, 0-2**

12-21-43	H	L	20-52
1-24-44	A	L	25-78

## BALL STATE

**Maryland leads, 1-0**

11-30-76	H	W	86-70
----------	---	---	-------

## BALTIMORE CITY COLLEGE

**Maryland leads, 2-1**

2-21-14	H	L	
1-21-36	H	W	55-33
1-4-38	A	W	50-32

## BISCAYNE

**Maryland leads, 1-0**

12-9-78	H	W	86-60
---------	---	---	-------

## BOSTON COLLEGE

**Maryland leads, 3-1**

3-11-58	N1	W	86-63
12-30-73	H2	W	58-37
12-24-83	H	W	89-76
12-3-90	N3	L	85-100

1-NCAA Tournament at New York City, N.Y. (Madison Square Gardens); 2-Maryland Invitational at College Park, Md. (Cole Field House); 3-ACC/Big East Challenge at Richmond, Va. (Richmond Coliseum)

## BOSTON UNIVERSITY

**Maryland leads, 3-1**

12-8-75	H	W	122-82
2-11-80	H	W	99-76
1-20-90	N1	L	61-65
1-22-91	H	W	85-59

1-at Boston Mass. (Boston Garden)

## BROWN

**Maryland leads, 3-0**

12-1-71	H	W	100-83
11-29-72	H	W	127-82
12-8-79	H	W	72-59

## BUCKNELL

**Maryland leads, 6-0**

12-22-76	H	W	106-72
11-25-77	H	W	95-62
11-24-78	H	W	107-97
12-22-79	H	W	95-73
1-19-87	H	W	77-68
12-3-94	H	W	102-64

## BUFFALO

**Maryland leads, 4-0**

12-1-69	H	W	97-77
12-5-70	H	W	109-70
1-25-72	H	W	82-58
2-11-73	H	W	93-64

## CALIFORNIA

**Maryland leads, 1-0**

12-8-96	N1	W	80-64
---------	----	---	-------

1-Franklin National Bank Classic at Landover, Md. (USAir Arena)

## CANISIUS

**Maryland leads, 7-0**

12-17-71	H	W	86-77
12-9-72	H	W	107-80
1-22-74	H	W	86-73
12-23-78	H	W	128-103
1-20-82	H	W	91-73
12-4-82	A	W	67-66
12-3-83	H	W	77-55

## CARROLL INSTITUTE

**Maryland trails, 0-1**

1904-05	L		
---------	---	--	--

## CATHOLIC

**Maryland leads, 12-10**

1910-11	H	W	35-30
1-14-14	A	L	
1-31-14	H	L	
1-25-19	N1	L	7-25
3-3-19	N1	L	12-14
1923-24	H	L	13-30
	H	L	14-20
1924-25	A	W	18-14
	H	W	27-17
1-11-30	H	W	37-30
2-6-31	A	W	24-21
2-3-32	H	W	39-34
1-25-33	A	L	27-29
2-2-34	H	W	33-25
2-12-35	A	L	29-45
2-15-36	H	L	29-40
2-12-38	H	W	49-33
2-20-39	A	W	40-38
2-17-40	H	W	46-31
1-29-44	H	W	33-31
2-8-44	A	L	33-53
12-10-79	H	W	113-79

1-at Washington YMCA

## CENTRAL FLORIDA

**Maryland leads, 1-0**

2-16-87	H	W	73-55
---------	---	---	-------

## CHAMINADE

**Maryland leads, 1-0**

11-21-94	N1	W	95-67
----------	----	---	-------

1-Maui Invitational at Lahaina, Hawaii (Lahaina Civic Center)

## CHICAGO STATE

**Maryland leads, 2-0**

12-2-96	H	W	94-44
12-27-00	H	W	117-55

## CCNY

**The series is tied, 1-1**

1924-25	H	W	22-16
12-31-41	A	L	40-57

## CINCINNATI

**Maryland leads, 2-1**

2-2-49	A1	L	33-70
12-30-54	N2	W	78-61
2-19-95	N3	W	74-72

1-at Cincinnati, Ohio (Music Hall); 2-All-American City Tournament at Owensboro, Ky.; 3-at San Antonio, Texas (Alamodome)

## THE CITADEL

**Maryland leads, 3-0**

3-4-38	N1	W	45-43
2-26-47	H	W	52-40
11-27-02	H	W	97-49

1-So. Conf. Tournament at Raleigh, N.C. (Reynolds Coliseum)

## CLEMSON

**Maryland leads, 84-45**

12-15-38	H	W	45-35
3-4-39	N1	L	27-39
1-1-40	H	W	53-26
1-27-40	A	L	30-48
12-19-40	H	L	34-48
1-10-48	H	W	49-42
2-23-48	A	W	63-61
12-18-48	H	W	74-50
2-20-49	A	L	49-68
12-16-49	H	L	55-60
2-25-50	A	L	68-70
2-3-51	A	L	44-50
2-19-51	H	W	54-50 (OT)
3-1-51	N1	W	50-48
12-4-53	A	W	81-41
1-6-54	H	W	79-54
3-4-54	N2	W	75-59
1-8-55	A	W	71-63
2-15-55	H	W	68-66
1-7-56	A	W	71-63
2-14-56	H	W	81-69
1-4-57	A	W	58-52
2-25-57	H	W	74-65
1-4-58	A	L	66-73
2-13-58	H	W	72-54
1-10-59	A	L	46-55
2-16-59	H	W	77-58
2-15-60	H	W	70-55
2-26-60	A	W	66-59 (2OT)
2-10-61	A	L	59-76
2-25-61	H	W	82-80 (OT)
3-2-61	N2	W	91-75
2-10-62	A	L	61-73
2-24-62	H	L	68-75
2-9-63	A	L	60-62
2-23-63	H	W	69-67
12-16-63	H	W	56-48
2-28-64	A	L	68-83
3-5-64	N2	L	67-81
1-8-65	A	W	67-65 (2OT)
2-26-65	H	W	88-71
3-4-65	N2	W	61-50
1-29-66	A	L	66-71
2-26-66	H	L	69-81
1-16-67	H	W	68-48
2-25-67	A	L	61-65
1-15-68	H	L	93-94 (2OT)
2-24-68	H	W	81-68
1-13-69	H	W	83-78
2-22-69	A	W	84-83
1-12-70	A	W	75-68
2-23-70	H	W	103-85
1-11-71	H	W	56-52
2-23-71	A	L	45-51 (OT)
1-8-72	A	L	61-63
2-19-72	H	W	67-57
3-9-72	N3	W	54-52
1-6-73	A	W	79-75
2-17-73	H	W	69-66
3-8-73	N3	W	77-61
1-5-74	H	W	89-60
2-16-74	A	W	56-54
1-22-75	A	L	82-83
2-26-75	H	W	70-64
1-21-76	H	L	77-82
2-14-76	A	W	98-89

1-19-77	A	L	71-93
2-12-77	H	W	84-78
1-16-78	H	W	90-75
2-11-78	A	W	80-75
1-17-79	A	W	77-63
2-10-79	H	W	77-69
3-1-79	N3	W	75-67
1-16-80	H	W	84-83
2-9-80	A	L	81-90
2-29-80	N3	W	91-85
1-17-81	A	W	68-62 (OT)
2-12-81	H	W	72-70
1-16-82	H	W	62-57
2-13-82	A	L	66-75
1-19-83	A	W	80-61
2-19-83	H	W	92-88
1-17-84	H	W	85-72
2-18-84	A	W	66-65 (3OT)
1-16-85	H	W	94-84
2-17-85	A	L	64-71
2-8-86	H	W	78-69
2-15-86	A	L	60-70
1-17-87	A	L	64-72
2-4-87	H	L	79-80
1-9-88	H	W	68-53
2-10-88	A	W	70-66
1-7-89	A	L	58-75
2-7-89	H	W	98-87
1-6-90	A	L	77-82
2-7-90	H	L	73-75
1-5-91	H	W	81-65
2-6-91	A	L	69-73
1-25-92	H	W	84-71
2-22-92	A	L	70-82
3-8-92	N4	W	81-75
1-26-93	A	L	72-82
2-27-93	H	L	73-81
1-26-94	H	W	73-53
2-26-94	A	L	67-73
1-25-95	A	W	56-51
2-25-95	H	W	84-68
1-24-96	H	W	65-60
2-24-96	A	L	61-68
1-15-97	H	L	63-67
2-8-97	A	L	68-80
3-7-97	N3		



20  
06

MARYLAND

27  
SPORTS

1  
TEAM



1-31-57	A	L	60-72
1-8-58	H	W	74-49
2-21-58	A	L	59-68
3-7-58	N2	W	71-65 (OT)
1-7-59	H	W	64-31
1-17-59	A	L	69-78
1-16-60	A	W	56-48
2-18-60	H	W	71-61
1-14-61	A	L	62-70
2-16-61	H	W	76-71
1-13-62	A	L	68-84
2-13-62	H	L	53-79
3-1-62	N2	L	58-71
12-9-62	A	L	56-92
2-19-63	H	L	70-76
2-8-64	H	L	72-104
2-22-64	A	L	63-84
2-1-65	A	L	64-82
2-23-65	H	W	85-82
1-13-66	A	L	61-76
2-19-66	H	L	69-74
1-14-67	H	L	69-72 (OT)
2-18-67	A	L	58-81
1-13-68	H	L	52-84
2-6-68	A	L	64-85
1-11-69	A	L	85-96
2-10-69	H	L	83-93
1-28-70	H	W	52-50
2-21-70	A	L	76-87
2-6-71	A	W	88-79
2-13-71	H	L	67-70
2-5-72	H	W	77-58
2-26-72	A	L	59-68
2-3-73	A	L	81-85
2-24-73	H	W	96-68
2-2-74	H	W	104-83
2-23-74	A	W	64-61
3-7-74	N3	W	85-66
1-8-75	H	W	83-77
2-8-75	A	W	104-80
2-7-76	H	W	102-91
2-21-76	A	L	67-69
3-4-76	N4	W	80-78 (OT)
2-5-77	A	W	65-64 (OT)
2-19-77	H	W	85-72
1-4-78	H	L	78-88
2-18-78	A	L	70-81
3-2-78	N3	L	69-81
2-3-79	A	L	78-87
2-17-79	H	W	70-68
2-2-80	H	W	101-82
2-16-80	A	L	61-66
3-1-80	N3	L	72-73
1-10-81	H	W	94-79
2-7-81	A	L	54-55
3-5-81	N4	W	56-53
1-9-82	A	W	40-36
2-6-82	H	W	77-60
1-15-83	H	L	67-86
2-21-83	A	W	101-90
1-14-84	A	W	81-75
2-11-84	H	L	84-89
3-11-84	N3	W	74-62
1-14-85	H	W	78-76 (OT)
2-9-85	A	L	62-70
3-8-85	N5	L	73-86
1-4-86	H	L	75-81
1-25-86	A	L	68-80
1-14-87	H	L	61-85
2-7-87	A	L	67-76
1-16-88	A	W	72-69
2-13-88	H	L	83-90
1-14-89	H	L	72-82
2-11-89	A	L	60-86
1-13-90	A	L	80-91
2-10-90	H	L	111-114 (OT)
3-9-90	N6	L	84-104
1-12-91	H	L	78-94
2-9-91	A	L	81-101
1-8-92	H	L	66-83
2-20-92	A	L	89-91
3-9-92	N6	L	87-94
1-30-93	H	L	62-78
3-3-93	A	L	79-95
1-29-94	A	L	62-75
3-2-94	H	L	69-73
1-28-95	H	W	74-72
3-1-95	A	W	94-92
1-28-96	A	L	73-83
2-28-96	H	L	75-77

3-8-96	N3	W	82-69
1-26-97	H	W	74-70
2-27-97	A	L	69-81
1-3-98	H	L	72-104
1-29-98	A	L	59-86
1-3-99	H	L	64-82
2-3-99	A	L	77-82
1-9-00	H	L	70-80
2-9-00	A	W	98-87
3-12-00	N6	L	68-81
1-27-01	H	L	96-98 (OT)
2-27-01	A	W	91-80
3-10-01	N7	L	82-84
3-31-01	N8	L	84-95
1-17-02	A	L	78-99
2-17-02	H	W	87-73
1-18-03	H	W	87-72
2-19-03	A	L	70-75
1-21-04	H	L	60-68
2-22-04	A	L	63-86
3-14-04	N3	W	95-87 (OT)
1-26-05	A	W	75-66
2-12-05	H	W	99-92 (OT)

1-So. Conf. Tournament at Raleigh, N.C. (Reynolds Coliseum); 2-ACC Tournament at Raleigh, N.C. (Reynolds Coliseum); 3-ACC Tournament at Greensboro, N.C. (Greensboro Coliseum); 4-ACC Tournament at Landover, Md. (Capital Centre); 5-ACC Tournament at Atlanta, Ga. (Omni); 6-ACC Tournament at Charlotte, N.C. (Charlotte Coliseum); 7-ACC Tournament at Atlanta, Ga. (Georgia Dome); 8-NCAA Final Four at Minneapolis, Minn. (HHH Metrodome)

**ACC SERIES PROFILE**

**Terps at Home:** 35-35  
**Terps at Cole Field House:** 22-25  
**Terps at Comcast Center:** 2-1  
**Terps on the Road:** 15-51  
**Terps at Neutral Sites:** 8-13  
**Terps since 1953-54:** 42-76  
**Last 10 Games:** 5-5  
**Current Streak:** UM won 3  
**Longest UM Win Streak:** 7  
**Longest DU Win Streak:** 15  
**Largest Win Margin:** 33 (64-31 on Jan. 7, 1959)  
**Largest Loss Margin:** 36 (92-56 on Dec. 9, 1962)  
**Most UM Points Scored:** 111  
**Most DU Points Scored:** 114

**DUQUESNE**

**Maryland leads, 8-0**

2-9-72	H	W	85-71
2-21-73	A	W	81-71
2-20-74	H	W	98-72
2-23-75	A	W	103-82
12-11-82	H	W	85-64
12-10-83	A	W	78-67
11-23-98	H	W	81-67
11-30-02	H	W	89-39

**EAST CAROLINA**

**Maryland leads, 6-0**

11-29-75	H	W	127-84
12-8-76	H	W	80-69
12-7-77	H	W	130-106
12-16-78	H	W	82-71
2-13-80	H	W	85-72
12-10-87	H	W	75-59

**EASTERN KENTUCKY**

**Maryland leads, 1-0**

12-5-73	H	W	106-57
---------	---	---	--------

**EAST TENNESSEE STATE**

**Maryland leads, 2-0**

3-1-75	H	W	104-87
12-23-89	N1	W	91-86

1-Chaminade Christmas Classic at Honolulu, Hawaii (Blaisdell Center)

**EVANSVILLE**

**The series is tied, 1-1**

12-31-53	N1	W	66-58
12-30-91	N2	L	64-75

1-All-American City Tournament at Owensboro, Ky.; 2-Fiesta Bowl Classic at Tusson, Ariz. (McKale Center)

**FAIRLEIGH DICKINSON**

**Maryland leads, 5-0**

12-10-80	H	W	109-83
12-3-85	H	W	74-51
12-29-86	H	W	70-59
11-18-87	H	W	81-70
11-22-89	H	W	104-45

**FLORIDA**

**Maryland trails, 0-2**

2-26-32	N1	L	24-39
12-14-02	H	L	64-69

1-So. Conf. Tournament at Atlanta, Ga.

**FLORIDA INTERNATIONAL**

**Maryland leads, 1-0**

11-25-97	H	W	117-70
----------	---	---	--------

**FLORIDA STATE**

**Maryland leads, 23-6**

1-18-92	H	L	83-91 (OT)
2-5-92	A	W	93-85
1-13-93	A	L	85-105
2-13-93	H	L	84-87
1-11-94	H	W	80-74
2-12-94	A	W	69-66
1-10-95	A	W	70-57
2-11-95	H	W	80-65
3-10-95	N1	W	71-64
2-10-96	A	L	78-100
3-4-96	H	W	88-78
1-29-97	A	L	70-74
2-13-97	H	W	73-57
1-7-98	H	W	81-74
2-7-98	A	W	68-62
1-27-99	H	W	107-87
2-27-99	A	W	84-75
3-5-99	N1	W	93-69
1-29-00	A	W	82-63
3-1-00	H	W	85-70
3-10-00	N2	W	82-61
1-14-01	A	W	76-55
2-14-01	H	L	71-74
1-26-02	H	W	84-63
2-27-02	A	W	96-63
3-8-02	N2	W	85-59
1-11-03	H	W	89-62
2-12-03	A	W	74-72
12-28-03	A	L	75-79
2-8-04	H	W	73-62
12-19-04	H	W	90-88 (OT)

1-ACC Tournament at Greensboro, N.C. (Greensboro Coliseum); 2-ACC Tournament at Charlotte, N.C. (Charlotte Coliseum)

**ACC SERIES PROFILE**

**Terps at Home:** 11-3  
**Terps at Cole Field House:** 8-3  
**Terps at Comcast Center:** 3-0  
**Terps on the Road:** 9-4  
**Terps at Neutral Sites:** 4-0  
**Terps since 1953-54:** 24-7  
**Last 10 Games:** 8-2  
**Current Streak:** UM won 2  
**Longest UM Win Streak:** 10  
**Longest FSU Win Streak:** 2  
**Largest Win Margin:** 33 (96-63 on Feb. 27, 2002)  
**Largest Loss Margin:** 22 (100-78 on Feb. 10, 1996)  
**Most UM Points Scored:** 107  
**Most FSU Points Scored:** 105

**FORDHAM**

**Maryland leads, 7-1**

12-6-56	H	L	62-88
12-7-57	A	W	61-58
12-29-59	N1	W	76-54
12-20-69	H2	W	94-71
2-8-73	A	W	83-72
1-17-74	H	W	112-73
2-6-75	A	W	65-46
12-20-75	H	W	81-56

1-Blue Grass Festival at Louisville, Ky. (Kentucky State Fairgrounds Pavilion); 2-Maryland Invitational at College Park, Md. (Cole Field House)

**FORT BELVOIR**

**Maryland trails, 0-1**

1-26-44	H	L	29-60
---------	---	---	-------

**GALLAUDET**

**Maryland leads, 7-6**

1-11-11	A	L	30-58
1910-11	H	L	27-54
1-21-14	A	L	15-79
2-14-14	H	L	27-26
1-18-19	N1	W	27-26
2-15-19	N1	L	9-33
1923-24	H	W	42-28
1924-25	H	W	25-14
1925-26	H	W	40-13
1926-27	H	W	39-26
1-18-28	H	W	45-20
1-7-31	H	W	38-29
12-21-44	H	L	26-27

1-at Washington YMCA

**GEORGE MASON**

**Maryland leads, 6-0**

12-5-81	H	W	74-62
11-26-85	A	W	81-80
12-22-89	N1	W	104-86
12-27-99	H	W	69-66
3-15-01	N2	W	83-80
11-25-03	H	W	79-64
12-4-04	N3	W	78-54

1-Chaminade Christmas Classic at Honolulu, Hawaii (Blaisdell Center); 2-NCAA Tournament at Boise, Idaho (BSU Pavilion); 3-BB&T Classic at Washington, D.C. (MCI Center)

**GEORGETOWN**

**Maryland leads, 36-25**

1910-11	A	L	25-31
1-28-14	A	L	24-25
3-11-35	H	L	24-25
2-21-36	A	W	47-39
2-20-37	H	L	27-39
1-12-38	A	L	39-57
2-8-39	H	L	25-39
1-17-40	A	W	28-27
1-17-41	A	L	34-51
1-21-42	A	W	51-42
2-20-43	H	L	36-46
2-4-47	H	W	55-49
1-7-48	A	L	40-52
1-10-49	A	L	51-53
2-17-49	H	L	52-56
1-7-50	A	W	71-65
1-13-51	H	W	58-47
1-10-52	H	W	55-40
2-21-52	A	L	61-71
1-10-53	H	L	45-54
2-19-53	A	L	48-49
1-9-54	A	L	56-58 (OT)
2-18-54	H	W	53-50
12-4-54	H	W	60-43
2-25-55	A	W	57-49 (OT)
1-21-56	A	W	62-57 (OT)
2-25-56	H	W	72-61
1-16-57	H	W	82-69
2-27-57	A	W	62-59
1-14-58	A	W	55-45
2-26-58	H	W	56-46
1-14-59	H	W	61-53
2-25-59	A	W	67-56
12-14-59	H	W	59-48
1-13-60	A	L	51-66

12-14-60	A	W	78-67
1-11-61	H	W	55-47
12-6-61	H	L	78-79 (2OT)
1-10-62	A	W	83-70
12-4-62	A	L	70-79
2-4-63	H	W	73-72
12-4-63	A	L	72-83
2-25-64	H	L	78-81
2-13-65	A	W	85-67
2-15-65	H	W	77-59
2-11-67	A	L	49-80
3-2-68	H	W	68-60
3-1-69	A	W	83-78
2-7-70	H	W	81-71
12-19-70	A	L	79-92
12-13-			

**HOLY CROSS**

**Maryland leads, 4-0**

12-22-71	A	W	102-79
12-29-73	H1	W	102-75
1-26-83	A2	W	55-53
1-21-85	H	W	99-75

1-Maryland Invitational at College Park, Md. (Cole Field House); 2-at Worcester, Mass. (Worcester Centrum)

**HOUSTON**

**The series is tied, 1-1**

12-29-65	N1	W	69-68
3-22-83	N2	L	50-60

1-Sugar Bowl Tournament at New Orleans, La. (Loyola Field House); 2-NCAA Tournament at Houston, Texas (The Summit)

**HOWARD**

**Maryland leads, 3-0**

1-2-93	H	W	109-69
12-6-95	H	W	88-71
11-26-96	H	W	93-55

**ILLINOIS**

**Maryland leads, 3-2**

3-22-84	N1	L	70-72
3-14-98	N2	W	67-61
12-4-99	N3	W	69-67
11-21-00	N4	L	80-90
11-27-01	H5	W	76-63

1-NCAA Tournament at Lexington, Ky. (Rupp Arena); 2-NCAA Tournament at Sacramento, Calif. (Arco Arena); 3-BB&T Classic at Washington, D.C. (MCI Center); 4-Maui Invitational at Lahaina, Hawaii (Lahaina Civic Center); 5-ACC/Big Ten Challenge at College Park, Md. (Cole Field House)

**INDIANA**

**Maryland trails, 1-5**

12-30-33	H	L	17-30
12-20-34	H	L	29-30
12-28-59	N1	L	63-72
3-14-81	N2	L	64-99
4-1-02	N3	W	64-52
12-3-02	N4	L	74-80 (OT)

1-Blue Grass Festival at Louisville, Ky. (Kentucky State Fairgrounds Pavilion); 2-NCAA Tournament at Dayton, Ohio (Dayton Arena); 3-NCAA Final Four at Atlanta, Ga. (Georgia Dome); 4-ACC/Big Ten Challenge at Indianapolis, Ind. (Conseco Fieldhouse)

**IONA**

**Maryland leads, 1-0**

3-16-00	N1	W	74-59
---------	----	---	-------

1-NCAA Tournament at Minneapolis, Minn. (HHH Metrodome)

**IOWA**

**Maryland leads, 2-0**

12-25-84	N1	W	78-68 (OT)
11-30-99	N2	W	83-65

1-Rainbow Classic at Honolulu, Hawaii (Blaisdell Center); 2-ACC/Big Ten Challenge at Baltimore, Md. (Baltimore Arena)

**JACKSON STATE**

**Maryland leads, 1-0**

11-19-04	H	W	93-57
----------	---	---	-------

**JACKSONVILLE**

**Maryland leads, 2-1**

3-23-72	N1	W	91-77
12-9-89	H	W	68-53
12-8-90	A	L	70-71

1-National Invitation Tournament at New York, N.Y. (Madison Square Garden)

**JAMES MADISON**

**Maryland leads, 1-0**

1-28-87	A	W	90-76
---------	---	---	-------

**JOHNS HOPKINS**

**Maryland leads, 19-5**

1-20-28	A	L	20-22
2-21-28	H	W	23-19
1-18-29	H	L	23-25
2-23-29	A	W	19-18
1-17-30	H	W	41-24
2-22-30	A	W	39-24
1-22-31	A	W	33-20
2-25-31	H	W	31-22
1-23-32	A	W	33-26
2-23-32	H	W	38-24
1-18-33	A	L	27-37
2-22-33	H	W	35-31
1-24-34	A	L	23-35
2-21-34	H	W	32-19
2-26-35	A	W	41-35
3-6-35	H	W	52-25
2-19-36	H	W	45-40
1-6-37	H	W	54-31
2-21-38	H	W	56-30
2-3-40	H	W	49-36
12-17-40	A	L	24-38
12-18-46	H	W	41-36
12-20-47	A	W	64-53
11-26-83	H	W	108-65

**KANSAS**

**Maryland trails, 2-3**

12-19-64	H	L	61-63 (OT)
12-10-65	A	L	62-71
11-23-84	N1	L	56-58
12-7-97	N2	W	86-83
3-30-02	N3	W	97-88

1-Great Alaska Shootout at Anchorage, Alaska (Sullivan Arena); 2-Franklin National Bank Classic at Washington, D.C. (MCI Center); 3-NCAA Final Four at Atlanta, Ga. (Georgia Dome)

**KANSAS STATE**

**Maryland leads, 1-0**

12-11-65	A	W	63-57
----------	---	---	-------

**KENTUCKY**

**Maryland trails, 5-8**

1-19-28	H	W	37-7
2-28-30	N1	L	21-26
3-3-31	N1	W	29-27
12-15-55	H	L	61-62
12-15-56	A	L	55-76
12-9-57	H	W	71-62
12-15-58	A	L	56-58 (OT)
3-20-88	N2	L	81-90
11-24-95	N3	L	84-96
12-12-98	A	L	91-103
11-24-99	N4	L	58-61
12-11-99	H	W	72-66
3-22-02	N5	W	78-68

1-So. Conf. Tournament at Atlanta, Ga.; 2-NCAA Tournament at Cincinnati, Ohio (Riverfront Coliseum); 3-Hall of Fame Tip-Off Classic at Springfield, Mass. (Springfield Civic Center); 4-Preseason NIT at New York, N.Y. (Madison Square Garden); 5-NCAA East Regional at Syracuse, N.Y. (Carrier Dome)

**KENTUCKY WESLEYAN**

**Maryland leads, 1-0**

1-2-54	A1	W	54-37
--------	----	---	-------

1-All-American City Tournament at Owensboro, Ky.

**KENT**

**Maryland leads, 1-0**

1-2-73	H	W	76-58
--------	---	---	-------

**LAFAYETTE**

**Maryland leads, 4-0**

1924-25	H	W	30-15
11-29-81	H	W	82-58
12-22-90	H	W	64-48
12-23-96	H	W	108-67

**LAMAR**

**Maryland leads, 1-0**

12-29-88	N1	W	74-65
----------	----	---	-------

1-Sun Bowl Tournament at El Paso, Texas (Special Events Center)

**LA SALLE**

**Maryland leads, 3-0**

12-30-83	H1	W	96-83
12-12-92	A	W	93-76
12-27-94	H	W	96-80

1-Maryland Invitational at College Park, Md. (Cole Field House)

**LEHIGH**

**Maryland leads, 1-0**

12-8-70	H	W	85-66
---------	---	---	-------

**LIBERTY**

**Maryland leads, 1-0**

12-28-04	H	W	112-68
----------	---	---	--------

**LONG ISLAND**

**Maryland leads, 7-0**

2-12-72	A	W	78-60
1-23-73	H	W	100-73
12-7-74	H	W	99-84
1-3-76	H	W	111-88
12-2-76	H	W	49-45
12-17-77	H	W	94-64
12-2-81	H	W	87-79

**LOUISIANA STATE**

**The series is tied, 2-2**

2-27-31	N1	W	37-33
12-21-63	N2	W	75-65
12-12-87	A	L	54-55
1-2-89	H	L	77-79

1-So. Conf. Tournament at Atlanta, Ga.; 2-VPI Tournament at Blacksburg, Va. (Virginia Tech Coliseum)

**LOUISVILLE**

**Maryland trails, 2-5**

12-30-61	N1	L	64-83
3-22-75	N2	L	82-96
1-13-79	H	L	84-99
12-13-80	A	L	67-78
12-10-91	A	L	79-96
12-28-92	H	W	72-67
11-20-00	N3	W	95-73

1-Sugar Bowl Tournament at New Orleans, La. (Loyola Field House); 2-NCAA Tournament at Las Cruces, N.M. (Pan American Center); 3-Maui Invitational at Lahaina, Hawaii (Lahaina Civic Center)

**LOYOLA (MD.)**

**Maryland leads, 8-5**

1-24-14	A	L	
1-17-31	H	L	30-33
1-11-32	H	L	27-28
12-12-47	H	L	52-63
12-11-48	A	L	75-77
12-30-58	N1	W	54-50
1-27-71	A	W	88-69
12-20-71	A	W	73-60
12-22-84	A	W	81-74
11-27-87	N2	W	74-60
2-19-94	H	W	94-71
11-29-94	H	W	92-62
2-2-03	H	W	85-58

1-Sugar Bowl Tournament at New Orleans, La. (Loyola Field House); 2-MCI Harbor Classic at Baltimore, Md. (Baltimore Arena)

**MAINE**

**Maryland leads, 1-0**

1-24-70	H	W	97-68
---------	---	---	-------

**MANHATTAN**

**Maryland leads, 1-0**

3-15-58	N1	W	59-55
---------	----	---	-------

1-NCAA Tournament at Charlotte, N.C. (Charlotte Coliseum)

**MARINE CORPS INSTITUTE**

**The series is tied, 1-1**

1-18-45	H	L	34-50
12-18-45	H	W	61-46

**MARSHALL**

**The series is tied, 2-2**

12-17-43	H	L	39-46
12-20-45	H	L	43-50
12-20-68	A1	W	89-80
12-29-80	H2	W	114-89

1-Marshall Invitational at Huntington, W. Va. (Memorial Field House); 2-Maryland Invitational at College Park, Md. (Cole Field House)

**MD.-BALTIMORE COUNTY (UMBC)**

**Maryland leads, 13-0**

2-18-87	H	W	78-64
2-1-89	H	W	78-66
2-22-90	H	W	113-61
1-7-91	H	W	92-66
12-1-92	H	W	103-80
12-2-93	H	W	89-80
12-5-94	H	W	102-77
12-4-96	H	W	67-31
12-13-97	H	W	104-66
11-17-98	H	W	90-62
12-30-99	H	W	82-52
12-13-00	H	W	93-67
12-23-02	H	W	
101-60			

**MD.-EASTERN SHORE (UMES)**

**Maryland leads, 15-0**

11-30-79	H	W	82-58
1-20-81	H	W	81-65
12-7-81	H	W	76-64
12-1-82	H	W	91-70
12-14-83	H	W	104-69
12-13-84	H	W	87-48
2-17-86	H	W	91-44
2-27-87	H	W	117-51
2-25-88	H	W	101-51
12-1-88	H	W	97-53
11-26-91	H	W	115-60
12-7-92	H	W	94-63
12-28-95	H	W	104-66
12-30-00	H	W	105-63
1-6-04	H	W	87-38

**UMASS**

**Maryland trails, 2-4**

3-15-90	H1	W	91-81
12-29-93	N2	L	80-94
3-19-94	N3	W	95-87
12-10-94	N4	L	74-85
12-2-95	N5	L	47-50
2-15-97	N6	L	61-78

1-National Invitation Tournament at College Park, Md. (Cole Field House); 2-Hall of Fame Classic at Springfield, Mass. (Springfield Civic Center); 3-NCAA Tournament at Wichita, Kan. (Kansas Coliseum); 4-at Baltimore, Md. (Baltimore Arena); 5-Franklin National Bank Classic at Landover, Md. (USAir Arena); 6-at Worcester Mass. (Worcester Centrum)

**MEMPHIS**

**Maryland trails, 0-2**

12-30-57	N1	L	46-47 (3OT)
12-17-66	A2	L	53-55
11-26-04	N3	W	84-61

1-Sugar Bowl Tournament at New Orleans, La. (Loyola Field House); 2-Memphis Invitational at Memphis, Tenn. (Mid-South Coliseum); 3-Hall of Fame Tip-Off Classic at Springfield, Mass. (Springfield Civic Center)

**MERCER**

**Maryland leads, 1-0**

11-23-04	H	W	93-67
----------	---	---	-------

**MIAMI**

**Maryland trails, 2-4**

2-1-54	A	W	63-57
1-22-62	A	W	71-68
12-29-64	A1	L	73-80
1-30-68	A	L	73-93
12-21-68	N2	L	85-92
2-5-05	A	L	73-75 (OT)

1-Hurricane Classic at Miami, Fla. (Miami Beach Convention Center); 2-Marshall Invitational at Huntington, W. Va. (Memorial Field House)

**ACC SERIES PROFILE**

**Terps at Home: 0-0**  
**Terps at Comcast Center: 0-0**  
**Terps on the Road: 2-3**  
**Terps at Neutral Sites: 0-1**  
**Terps since 1953-54: 2-4**  
**Last 6 Games: 2-4**  
**Current Streak: UMia won 4**  
**Longest UM Win Streak: 0**  
**Longest UMia Win Streak: 4**  
**Largest Loss Margin: N/A**  
**Largest Loss Margin: 25 (92-67 on Jan. 5, 1992)**  
**Most UM Points Scored: 85**  
**Most UMia Points Scored: 93**

**MIAMI-OH**

**Maryland leads, 4-1**

1-28-49	A	W	43-42
1-29-49	A	L	49-58
12-28-79	H1	W	115-76
3-15-85	N2	W	69-68 (OT)
11-24-02	H	W	64-49

1-Maryland Invitational at College Park, Md. (Cole Field House); 2-NCAA Tournament at Dayton, Ohio (Dayton Arena)

**MICHIGAN**

**Maryland trails, 2-3**

1-4-27	A	L	25-39
12-18-33	H	W	29-25
12-17-37	H	L	26-43
3-25-94	N1	L	71-78
12-2-00	N2	W	82-51

1-NCAA Tournament at Dallas, Texas (Reunion Arena); 2-BB&T Classic at Washington, D.C. (MCI Center)

**MICHIGAN STATE**

**Maryland trails, 0-2**

12-29-55	H1	L	75-95
3-28-03	N1	L	58-60

1-Mid-Winter Festival at College Park, Md. (Cole Field House); 2-NCAA Tournament at San Antonio, Texas (Alamodome)

**MINNESOTA**

**Maryland leads, 2-0**

12-10-60	A	W	64-
----------	---	---	-----



2006

MARYLAND

27 SPORTS

1 TEAM



1-11-58	H	W	74-61
2-22-58	A	L	59-66
3-8-58	N4	W	86-74
2-4-59	A	L	57-64
2-21-59	H	W	69-51
2-3-60	H	L	66-75
2-23-60	A	L	64-81
12-29-60	N5	L	57-81
1-16-61	H	L	52-58
2-2-61	A	L	56-63
2-6-62	H	W	79-62
2-19-62	A	L	67-70
1-14-63	H	L	56-78
2-7-63	A	L	68-82
1-13-64	A	L	88-97
2-18-64	H	W	74-64
1-4-65	H	W	76-68
1-30-65	A	W	91-80
1-3-66	A	L	52-57
2-5-66	H	W	76-66
3-3-66	N4	L	70-77
2-4-67	A	L	77-85
2-22-67	H	L	78-79
2-3-68	H	L	67-73
2-21-68	A	L	60-83
2-1-69	A	L	87-107
2-19-69	H	L	86-88
1-31-70	H	L	69-77
2-18-70	A	L	83-90
1-30-71	A	L	79-105
2-17-71	H	L	76-100
1-29-72	A	L	72-92
2-16-72	H	W	79-77 (OT)
3-11-72	N6	L	64-73
1-27-73	H	W	94-88
2-14-73	A	L	85-95
1-26-74	A	L	73-82
2-13-74	H	W	91-80
3-8-74	N6	W	105-85
1-25-75	H	L	66-69
2-15-75	A	W	96-74
1-25-76	A	L	93-95 (OT)
2-11-76	H	L	69-81
1-22-77	H	L	68-71
2-9-77	A	L	70-97
1-21-78	A	L	71-85
2-8-78	H	L	64-66
1-20-79	H	L	53-54
2-7-79	A	L	67-76
3-2-79	N6	L	79-102
1-20-80	A	W	92-86
2-7-80	H	W	70-69
1-7-81	A	L	66-75
2-15-81	H	L	63-76
3-7-81	N7	L	60-61
1-5-82	H	L	50-66
2-11-82	A	L	56-59
1-12-83	A	L	71-72
2-16-83	H	W	106-94
1-12-84	H	L	62-74
2-19-84	A	L	63-78
1-9-85	A	L	74-75
2-13-85	H	L	54-60
1-14-86	H	L	67-71
2-20-86	A	W	77-72 (OT)
2-7-86	N6	W	85-75
1-8-87	A	L	65-98
2-14-87	H	L	86-93
3-6-87	N7	L	63-82
1-14-88	H	L	65-71
2-20-88	A	L	73-74
3-12-88	N6	L	64-74
1-11-89	A	L	72-88
2-19-89	H	L	75-86
3-11-89	N8	L	58-88
1-10-90	H	W	98-88
2-17-90	A	W	80-76
1-9-91	A	L	73-105
2-16-91	H	L	75-87
1-13-92	A	L	76-96
3-1-92	H	W	82-80
1-9-93	A	L	73-101
2-9-93	H	L	63-77
3-12-93	N9	L	66-102
1-8-94	H	L	70-75
2-10-94	A	L	89-95
1-7-95	A	L	90-100
2-7-95	H	W	86-73
3-11-95	N6	L	92-97 (OT)
1-6-96	H	L	86-88 (OT)
2-6-96	A	W	84-78
1-8-97	A	W	85-75
2-22-97	H	L	81-93

1-14-98	H	W	89-83 (OT)
2-14-98	A	L	67-85
3-7-98	N6	L	73-83 (OT)
1-13-99	A	W	89-76
2-13-99	H	W	81-64
3-6-99	N6	L	79-86
1-27-00	A	L	63-75
2-26-00	H	W	81-73
1-10-01	H	L	83-86
2-10-01	A	L	82-96
1-9-02	H	W	112-79
2-10-02	A	W	92-77
1-22-03	A	W	81-66
2-22-03	H	W	96-56
3-14-03	N6	L	72-84
1-14-04	H	W	90-84
2-15-04	A	L	86-97
1-8-05	A	L	75-109
2-27-05	H	L	83-85

1-So. Conf. Tournament at Atlanta, Ga.; 2-So. Conf. Tournament at Raleigh, N.C. (Reynolds Coliseum); 3-So. Conf. Tournament at Durham, N.C. (Duke Indoor Stadium); 4-ACC Tournament at Raleigh, N.C. (Reynolds Coliseum); 5-Dixie Classic at Raleigh, N.C. (Reynolds Coliseum); 6-ACC Tournament at Greensboro, N.C. (Greensboro Coliseum); 7-ACC Tournament at Landover, Md. (Capital Centre); 8-ACC Tournament at Atlanta, Ga. (Omni); 9-ACC Tournament at Charlotte, N.C. (Charlotte Coliseum)

### ACC SERIES PROFILE

Terps at Home: 33-44  
 Terps at Cole Field House: 18-29  
 Terps at Comcast Center: 2-1  
 Terps on the Road: 16-52  
 Terps at Neutral Sites: 4-15  
 Terps since 1953-54: 35-83  
 Last 10 Games: 5-5  
 Current Streak: UNC won 3  
 Longest UM Win Streak: 5  
 Longest UNC Win Streak: 11  
 Largest Win Margin: 40 (96-56 on Feb. 22, 2003)  
 Largest Loss Margin: 36 (102-66 on March 13, 1993; 64-28 on Jan. 7, 1946)  
 Most UM Points Scored: 112  
 Most UNC Points Scored: 109

### NC STATE

Maryland trails, 67-71

2-27-25	N1	L	18-30
1926-27	A	L	23-38
2-10-28	H	W	36-24
2-1-30	H	L	26-28
2-18-30	A	W	21-19
1-28-37	A	L	33-35
2-24-37	H	W	41-35
3-4-37	A2	L	35-42
2-24-39	A	L	40-46
3-3-39	A2	W	53-29
1-26-40	A	W	43-36
2-24-44	A2	L	23-42
1-8-45	A	L	32-46
1-20-45	H	L	42-57
1-5-46	A	W	47-39
1-19-46	H	W	37-33
3-13-47	N3	L	43-55
3-2-51	A2	L	45-54
1-13-55	H	W	68-64
2-19-55	A	L	58-78
1-12-56	H	L	64-73
2-18-56	A	W	71-62
1-19-57	H	W	79-66
2-16-57	A	W	56-49
1-20-58	H	L	48-57
2-15-58	A	L	64-69 (3OT)
1-23-58	H	L	53-55
2-14-59	A	L	37-53
1-18-60	H	W	63-53
2-13-60	A	L	46-48
3-3-60	A4	L	58-74
12-30-60	A5	L	67-75
1-21-61	H	W	75-57
2-13-61	A	L	66-83
12-12-61	H	L	68-73 (OT)
1-20-62	A	L	61-68
12-11-62	H	L	74-76 (OT)
1-19-63	A	L	59-79
12-10-63	H	W	72-62
1-18-64	A	L	65-66

12-8-64	H	L	62-63
1-16-65	A	L	67-73
3-5-65	A4	L	67-76
12-7-65	H	W	59-48
1-15-66	A	L	58-60 (OT)
12-7-66	A	W	54-38
1-7-67	H	W	60-55
12-6-67	H	L	62-75
1-6-68	A	L	52-68
3-7-68	N6	L	54-63
1-4-69	A	L	69-85
2-5-69	H	L	81-86
1-2-70	N7	L	57-91
2-4-70	A	L	54-64
3-5-70	N6	L	57-67
1-6-71	H	L	81-83
2-3-71	A	L	61-71
1-5-72	H	W	83-70
1-31-72	A	W	66-65
1-14-73	H	L	85-87
1-31-73	A	L	78-89
3-10-73	N8	L	74-76
1-13-74	A	L	74-80
1-30-74	H	L	80-86
3-9-74	N8	L	100-103 (OT)
1-16-75	H	W	103-85
2-1-75	A	W	98-97
3-6-75	N8	L	85-87
1-14-76	A	W	87-69
1-28-76	H	W	102-84
1-9-77	H	W	87-80
1-27-77	A	W	75-73
3-3-77	N8	L	72-82
1-11-78	A	L	82-88
1-25-78	H	L	73-80
3-1-78	N8	W	109-108 (3OT)

12-20-78	H	W	124-110
1-10-79	A	W	82-81 (2OT)
1-10-80	A	L	62-67
1-23-80	H	W	66-62
12-20-80	H	W	82-75
2-25-81	A	W	76-72
12-12-81	A	L	53-74
2-24-82	H	L	38-52
3-5-82	N8	L	28-40
1-29-83	H	W	86-81
3-3-83	A	W	67-58
1-4-84	A	W	59-55
2-29-84	H	W	63-50
3-9-84	N8	W	69-63
1-2-85	H	W	58-56
2-27-85	A	W	71-70

1-23-86	H	L	55-67
2-13-86	A	W	67-66
1-3-87	A	L	47-69
2-25-87	H	L	72-85
1-27-88	H	L	81-83
3-3-88	A	L	68-74
1-29-89	H	L	67-90
3-2-89	A	L	77-94
3-10-89	N9	W	71-49
1-27-90	A	L	61-81
2-28-90	H	W	96-95
1-26-91	H	W	104-100
2-27-91	A	L	91-114
1-11-92	A	L	88-94
2-13-92	H	W	77-74
1-23-93	A	W	70-65
2-24-93	H	W	88-71
3-11-93	N6	W	76-55
1-22-94	H	W	102-70
2-23-94	A	L	71-79
1-22-95	A	W	84-67
2-22-95	H	W	84-71
1-20-96	H	W	77-74 (OT)
2-22-96	A	W	86-84
1-12-97	A	W	68-59
2-5-97	H	W	66-55
3-8-97	N8	L	58-65
1-10-98	A	W	68-65
2-11-98	H	W	78-63
1-10-99	H	W	94-48
2-10-99	A	W	63-50
1-6-00	A	L	66-68
2-6-00	H	W	78-73
3-11-00	N6	W	64-61
1-21-01	A	W	75-61
2-20-01	H	W	95-66
12-30-01	A	W	72-65
2-3-02	H	W	89-73
3-9-02	N6	L	82-86
1-30-03	H	W	75-60

3-2-03	A	W	68-65
2-1-04	H	L	69-81
3-3-04	A	W	3-3-04
3-13-04	N8	W	85-82
1-23-05	H	L	69-85
2-16-05	A	L	63-82

1-So. Conf. Tournament at Atlanta, Ga.; 2-So. Conf. Tournament at Raleigh, N.C. (Reynolds Coliseum); 3-So. Conf. Tournament at Durham, N.C. (Duke Indoor Stadium); 4-ACC Tournament at Raleigh, N.C. (Reynolds Coliseum); 5-Dixie Classic at Raleigh, N.C. (Reynolds Coliseum); 6-ACC Tournament at Charlotte, N.C. (Charlotte Coliseum); 7-at Greensboro, N.C. (Greensboro Coliseum); 8-ACC Tournament at Greensboro, N.C. (Greensboro Coliseum); 9-ACC Tournament at Atlanta, Ga. (Omni)

### ACC SERIES PROFILE

Terps at Home: 34-21  
 Terps at Cole Field House: 29-18  
 Terps at Comcast Center: 1-1  
 Terps on the Road: 25-32  
 Terps at Neutral Sites: 6-17  
 Terps since 1953-54: 58-59  
 Last 10 Games: 6-4  
 Current Streak: NCSU won 2  
 Longest UM Win Streak: 6  
 Longest NCSU Win Streak: 10  
 Largest Win Margin: 46 (94-48 on Jan. 10, 1999)  
 Largest Loss Margin: 34 (91-57 on Jan. 2, 1970)  
 Most UM Points Scored: 124  
 Most NCSU Points Scored: 110

12-20-78	H	W	124-110
1-10-79	A	W	82-81 (2OT)
1-10-80	A	L	62-67
1-23-80	H	W	66-62
12-20-80	H	W	82-75
2-25-81	A	W	76-72
12-12-81	A	L	53-74
2-24-82	H	L	38-52
3-5-82	N8	L	28-40
1-29-83	H	W	86-81
3-3-83	A	W	67-58
1-4-84	A	W	59-55
2-29-84	H	W	63-50
3-9-84	N8	W	69-63
1-2-85	H	W	58-56
2-27-85	A	W	71-70

1-23-86	H	L	55-67
2-13-86	A	W	67-66
1-3-87	A	L	47-69
2-25-87	H	L	72-85
1-27-88	H	L	81-83
3-3-88	A	L	68-74
1-29-89	H	L	67-90
3-2-89	A	L	77-94
3-10-89	N9	W	71-49
1-27-90	A	L	61-81
2-28-90	H	W	96-95
1-26-91	H	W	104-100
2-27-91	A	L	91-114
1-11-92	A	L	88-94
2-13-92	H	W	77-74
1-23-93	A	W	70-65
2-24-93	H	W	88-71
3-11-93	N6	W	76-55
1-22-94	H	W	102-70
2-23-94	A	L	71-79
1-22-95	A	W	84-67

**ST. JOHN'S**

**Maryland trails, 1-2**

1-2-42	A	L	48-64
12-30-71	H1	W	90-69
3-18-99	N2	L	62-76

1-Maryland Invitational at College Park, Md. (Cole Field House); 2-NCAA Tournament at Knoxville, Tenn. (Thompson-Boling Arena)

**ST. JOSEPH'S**

**Maryland leads, 3-1**

3-18-72	N1	W	67-55
12-29-78	H2	W	62-56 (OT)
12-30-80	H2	W	74-57
12-8-82	H	L	56-64

1-National Invitation Tournament at New York, N.Y. (Madison Square Garden); 2-Maryland Invitational at College Park, Md. (Cole Field House)

**ST. LOUIS**

**Maryland leads, 1-0**

3-17-94	N1	W	74-66
---------	----	---	-------

1-NCAA Tournament at Wichita, Kan. (Kansas Coliseum)

**ST. PETER'S**

**Maryland leads, 1-0**

11-27-81	H	W	49-42
----------	---	---	-------

**SAN FRANCISCO**

**Maryland leads, 2-0**

12-21-73	N1	W	78-60
11-17-99	H2	W	71-61

1-Cable Car Classic at Oakland, Calif. (Oakland Coliseum); 2-Preseason NIT at College Park, Md. (Cole Field House)

**SANTA CLARA**

**The series is tied, 1-1**

12-22-73	N1	W	53-32
3-15-96	N2	L	79-91

1-Cable Car Classic at Oakland, Calif. (Oakland Coliseum); 2-NCAA Tournament at Tempe, Ariz. (Special Events Center)

**SETON HALL**

**Maryland leads, 2-1**

12-30-41	A	L	15-59
2-20-71	A	W	56-55
12-29-75	H1	W	104-69

1-Maryland Invitational at College Park, Md. (Cole Field House)

**SIENA**

**Maryland leads, 1-0**

3-15-02	N1	W	85-70
---------	----	---	-------

1-NCAA Tournament at Washington, D.C. (MCI Center)

**SOUTH CAROLINA**

**Maryland leads, 31-27**

1924-25	H	W	38-22
2-24-33	N1	L	28-65
1-4-35	H	W	35-21
1-29-40	A	L	30-33
1-16-48	H	W	68-54
2-21-48	A	W	54-53
2-8-49	H	W	79-49
2-19-49	A	W	57-56
2-13-50	H	L	56-61
2-24-50	A	L	44-59
2-2-51	A	L	43-70
2-12-51	H	W	47-37
12-3-53	A	W	53-49
12-18-53	H	W	79-48
1-4-55	H	W	68-51
1-10-55	A	W	68-52
1-4-56	H	W	76-57
1-9-56	A	W	59-53
1-5-57	A	L	60-68
1-14-57	H	W	66-59
3-8-57	N2	L	64-74
1-3-58	A	W	72-59
3-1-58	H	W	99-59
1-9-59	A	W	59-41
2-27-59	H	W	75-45
1-8-60	H	W	85-52
2-27-60	A	W	72-55

1-7-61	H	W	72-58
2-11-61	A	L	61-64
1-6-62	H	L	77-86
2-9-62	A	L	68-85
1-5-63	H	W	68-63
2-11-63	A	W	51-44
1-6-64	H	L	69-73 (OT)
2-29-64	A	L	64-74
1-9-65	A	W	75-70
2-27-65	H	W	73-59
1-31-66	A	W	78-63
2-25-66	H	W	56-42
12-10-66	H	L	63-65
1-30-67	A	L	53-80
3-9-67	N3	L	54-57
12-9-67	H	W	66-65
1-3-68	A	L	59-68
12-7-68	A	L	67-79
1-8-69	H	L	67-69
3-6-69	N4	L	71-92
12-15-69	H	L	68-101
1-10-70	A	L	44-55
12-16-70	A	L	70-96
1-9-71	H	W	31-30 (OT)
3-11-71	N3	L	63-71
12-28-87	H	W	82-77
12-5-88	A	L	51-57
12-1-89	N5	L	51-52
12-29-90	N6	W	78-69
11-14-97	N7	L	72-76 (OT)
3-29-05	N8	L	67-75

1-So. Conf. Tournament at Raleigh, N.C. (Reynolds Coliseum); 2-ACC Tournament at Raleigh, N.C. (Reynolds Coliseum); 3-ACC Tournament at Greensboro, N.C. (Greensboro Coliseum); 4-ACC Tournament at Charlotte, N.C. (Charlotte Coliseum); 5-Central Fidelity Classic at Richmond, Va. (Robbins Center); 6-ECAC Holiday Festival at New York, N.Y. (Madison Square Garden); 7-Black Coaches Assoc. Classic at Minneapolis, Minn. (Target Center); 8-NIT Semifinals at New York, N.Y. (Madison Square Garden)

**STONY BROOK**

**Maryland leads, 1-0**

12-6-00	H	W	107-59
---------	---	---	--------

**SYRACUSE**

**Maryland leads, 5-1**

3-20-72	N1	W	71-65
12-30-72	H2	W	90-76
3-15-73	N3	W	91-75
12-29-76	H2	W	96-85
12-6-80	A4	W	83-73
3-20-04	N5	L	70-72

1-National Invitation Tournament at New York, N.Y. (Madison Square Garden); 2-Maryland Invitational at College Park, Md. (Cole Field House); 3-NCAA Tournament at Charlotte N.C. (Charlotte Coliseum); 4-Carrier Classic at Syracuse, N.Y. (Carrier Dome); 5-NCAA Tournament at Denver, Colo. (Pepsi Center)

**TAMPA**

**Maryland leads, 2-0**

1-30-54	A	W	61-51
12-22-70	H	W	80-72

**TEMPLE**

**Maryland leads, 4-3**

12-4-48	A	L	49-67
3-14-58	N1	L	67-71
12-29-79	H2	W	85-63
2-28-98	N3	W	83-66
2-13-00	A	L	65-73
11-9-01	N4	W	82-74
1-15-05	H	W	80-69

1-NCAA Tournament at Charlotte N.C. (Charlotte Coliseum); 2-Maryland Invitational at College Park, Md. (Cole Field House); 3-at Baltimore, Md. (Baltimore Arena); 4-Coaches vs. Cancer IKON Classic New York, N.Y. (Madison Square Garden)

**SOUTH CAROLINA STATE**

**Maryland leads, 1-0**

12-27-98	H	W	104-70
----------	---	---	--------

**SOUTHERN CALIFORNIA**

**Maryland leads, 3-0**

12-30-78	H1	W	83-79
2-19-90	A	W	64-62
11-28-90	H	W	72-59

1-Maryland Invitational at College Park, Md. (Cole Field House)

**SOUTHERN ILLINOIS**

**Maryland leads, 0-1**

12-22-67	N1	L	72-73 (OT)
----------	----	---	------------

1-Sun. Carnival Tournament at El Paso, Texas (Memorial Gymnasium)

**SOUTH FLORIDA**

**Maryland leads, 2-0**

1-23-90	H	W	84-66
1-19-91	A	W	87-81

**STANFORD**

**Maryland leads, 3-0**

12-28-85	N1	W	67-65
12-6-98	N2	W	62-60
3-24-01	N3	W	87-73

1-Hawaii-Pacific Tournament at Waikuku, Hawaii (War Memorial Coliseum); 2-B&T Classic at Washington, D.C. (MCI Center); 3-NCAA Tournament at Anaheim, Calif. (Arrowhead Pond of Anaheim)

**STAUNTON MILITARY**

**Maryland trails, 0-1**

1910-11	A	L	24-58
---------	---	---	-------

**STEVENS INSTITUTE**

**Maryland leads, 4-1**

1924-25	A	W	21-19
1924-25	H	W	21-17
1925-26	H	L	24-27
1926-27	H	W	27-18
1-30-28	H	W	31-24

**STONY BROOK**

**Maryland leads, 1-0**

12-6-00	H	W	107-59
---------	---	---	--------

**SYRACUSE**

**Maryland leads, 5-1**

3-20-72	N1	W	71-65
12-30-72	H2	W	90-76
3-15-73	N3	W	91-75
12-29-76	H2	W	96-85
12-6-80	A4	W	83-73
3-20-04	N5	L	70-72

1-National Invitation Tournament at New York, N.Y. (Madison Square Garden); 2-Maryland Invitational at College Park, Md. (Cole Field House); 3-NCAA Tournament at Charlotte N.C. (Charlotte Coliseum); 4-Carrier Classic at Syracuse, N.Y. (Carrier Dome); 5-NCAA Tournament at Denver, Colo. (Pepsi Center)

**TAMPA**

**Maryland leads, 2-0**

1-30-54	A	W	61-51
12-22-70	H	W	80-72

**TEMPLE**

**Maryland leads, 4-3**

12-4-48	A	L	49-67
3-14-58	N1	L	67-71
12-29-79	H2	W	85-63
2-28-98	N3	W	83-66
2-13-00	A	L	65-73
11-9-01	N4	W	82-74
1-15-05	H	W	80-69

1-NCAA Tournament at Charlotte N.C. (Charlotte Coliseum); 2-Maryland Invitational at College Park, Md. (Cole Field House); 3-at Baltimore, Md. (Baltimore Arena); 4-Coaches vs. Cancer IKON Classic New York, N.Y. (Madison Square Garden)

**TENNESSEE**

**The series is tied, 2-2**

12-5-49	A	L	40-61
12-20-63	N1	L	59-70
3-8-80	N2	W	86-75
11-25-84	N3	W	72-49

1-VPI Tournament at Blacksburg, Va. (Virginia Tech Coliseum); 2-NCAA Tournament at Greensboro, N.C. (Greensboro Coliseum); 3-Great Alaska Shootout at Anchorage, Alaska (Sullivan Arena)

**TENNESSEE-CHATTANOOGA**

**Maryland leads, 2-0**

3-12-81	N1	W	81-69
3-17-83	N2	W	52-51

1-NCAA Tournament at Dayton, Ohio (Dayton Arena); 2-NCAA Tournament at Houston, Texas (The Summit)

**TENNESSEE-PASO**

**Maryland trails, 1-2**

12-21-67	A1	L	53-70
12-30-88	A2	L	51-69
3-18-04	N3	W	86-83

1-Sun. Carnival Tournament at El Paso, Texas (Memorial Gymnasium); 2-Sun Bowl Tournament at El Paso, Texas (Special Events Center); 3-NCAA Tournament at Denver, Colo. (Pepsi Center)

**TEXAS-EL PASO**

**Maryland leads, 1-2**

12-21-67	A1	L	53-70
12-30-88	A2	L	51-69
3-18-04	N3	W	86-83

1-Sun. Carnival Tournament at El Paso, Texas (Memorial Gymnasium); 2-Sun Bowl Tournament at El Paso, Texas (Special Events Center); 3-NCAA Tournament at Denver, Colo. (Pepsi Center)

**TEXAS**

**Maryland leads, 1-0**

3-18-95	N1	W	82-68
---------	----	---	-------

1-NCAA Tournament at Salt Lake City, Utah (Jon Huntsman Center)

**TEXAS CHRISTIAN**

**Maryland leads, 2-0**

11-25-88	N1	W	74-67
3-26-05	H2	W	85-73

1-Freedom Bowl Classic at Irvine, Calif. (Bren Events Center); 2-NIT Third Round at College Park, Md. (Comcast Center)

**TEXAS TECH**

**Maryland leads, 1-0**

12-27-54	N1	W	58-54
----------	----	---	-------

1-All-American City Tournament at Owensboro, Ky.

**TOWSON**

**Maryland leads, 12-0**

12-9-81	H	W	75-59
12-14-82	H	W	66-56
2-21-85	H	W	91-38
12-13-85	H	W	91-58
1-5-87	H	W	79-71
11-26-90	H	W	93-69
12-21-91	H	W	83-76
12-23-92	H	W	78-68
12-23-93	N1	W	109-71
12-12-94	H	W	120-73
11-27-95	N1	W	70-67
11-30-96	H	W	93-76

1-at Baltimore, Md. (Baltimore Arena)

**TULANE**

**Maryland leads, 1-0**

11-19-99	H1	W	78-70
----------	----	---	-------

1-Preseason NIT at College Park, Md. (Cole Field House)

**TULSA**

**Maryland leads, 1-0**

12-28-64	N1	W	66-59
----------	----	---	-------

1-Hurricane Classic at Miami, Fla. (Miami Beach Convention Center)

**UC IRVINE**

**Maryland leads, 1-0**

12-11-90	H	W	93-79
----------	---	---	-------

**UCLA**

**Maryland trails, 2-5**

12-1-73	A	L	64-65
12-28-74	H1	L	75-81
12-29-81	A	L	57-90
12-23-82	H	W	80-79 (2OT)
12-9-95	N2	L	63-73
11-27-98	N3	W	70-54
3-18-00	N4	L	70-105

1-Maryland Invitational at College Park, Md. (Cole Field House); 2-John Wooden Classic at Anaheim, Calif. (Arrowhead Pond of Anaheim); 3-Puerto Rico Shootout at Bayamon, P.R. (Eugenio Guerra Sports Complex); 4-NCAA Tournament at Minneapolis, Minn. (HHH Metrodome)

**UC SANTA BARBARA**

**Maryland leads, 1-0**

3-18-88	N1	W	92-82
---------	----	---	-------

1-NCAA Tournament at Cincinnati, Ohio (Riverfront Coliseum)

**UNC**

**ASHEVILLE**

**Maryland leads, 2-0**

12-22-97	H	W	110-52
12-12-04	H	W	96-72

**UNC CHARLOTTE**

**Maryland leads, 1-0**

12-22-75	H	W	70-60
----------	---	---	-------

**UNC GREENSBORO**

**Maryland leads, 2-0**

2-25-92	H	W	84-56
12-23-03	H	W	85-58

**UNC WILMINGTON**

**Maryland leads, 2-0**

12-27-97	H	W	74-36
3-21-03	N1	W	75-73

1-NCAA Tournament at Nashville, Tenn. (Gaylord Entertainment Center)

**UNLV**

**Maryland trails, 1-4**

2-4-78	H	W	81-68
12-4-78	A	L	88-94
1-19-85	A	L	76-78
12-7-85</			



20  
06

MARYLAND

27  
SPORTS

1  
TEAM



### VIRGINIA MILITARY INSTITUTE (VMI)

**Maryland leads, 41-10**

1-28-11	A	W	17-14
2-4-14	A	L	3-44
1923-24	H	L	12-21
1923-24	N1	W	34-19
1925-26	A	W	30-21
1926-27	A	W	32-15
1-14-28	A	W	23-9
2-5-29	A	W	30-27
2-12-30	A	W	44-25
2-22-30	H	W	39-21
1-9-31	A	W	35-18
1-30-31	H	W	44-20
1-16-32	A	W	43-28
1-26-32	H	W	38-20
1-13-33	A	L	29-30
2-14-33	H	W	45-29
2-13-34	H	W	36-27
1-8-35	H	W	39-24
1-7-36	H	W	44-29
1-11-36	A	W	53-32
1-9-37	A	W	48-28
2-13-37	H	W	45-28
1-8-38	A	W	42-27
2-11-38	H	W	43-33
2-18-39	H	W	53-35
2-7-40	A	W	60-33
2-20-40	H	W	27-25
1-15-41	A	L	30-64
2-18-41	H	L	27-41
2-2-42	A	L	41-46
2-27-42	H	W	39-36
1-16-43	A	L	34-35
2-25-43	H	L	35-36
1-15-44	H	W	43-36
2-19-44	A	W	31-29
1-13-45	H	W	46-28
2-5-45	A	L	27-35
1-18-47	A	W	61-50
3-1-47	H	W	53-45
12-18-47	A	W	53-46
1-17-48	H	W	63-48
2-4-49	A	W	53-45
2-28-49	H	W	70-55
2-1-50	H	W	65-53
2-6-50	A	L	61-62
2-8-51	A	W	46-41
2-24-51	H	W	65-46
12-18-51	A	W	57-39
2-9-52	H	W	64-46
12-17-52	A	W	54-37
2-12-53	H	W	67-41

1-So. Conf. Tournament at Atlanta Ga.

### VIRGINIA TECH

**Maryland leads, 24-5**

1925-26	A	W	19-17
1925-26	H	W	30-14
1-12-28	A	W	29-20
2-23-28	H	W	30-10
2-4-29	A	L	29-39
1-25-30	H	W	44-27
2-11-30	A	W	34-23
1-31-31	H	W	33-16
1-30-32	H	W	51-16
1-7-33	A	W	40-20
1-21-33	H	W	37-21
1-13-34	A	W	29-24
1-20-34	H	W	34-32
1-31-38	H	W	42-35
1-19-40	H	W	49-41
2-21-41	H	L	39-48
1-17-47	A	W	57-49
2-17-47	H	W	55-42
12-9-48	H	W	60-51
12-3-49	A	L	57-63
1-15-51	H	L	57-66
1-12-53	H	W	65-46
2-6-53	A	W	70-56
12-17-53	H	W	60-52
2-5-54	A	W	54-41
1-29-90	H	W	89-80
2-19-91	A	W	82-67
2-8-05	H	W	86-71
3-5-05	A	L	76-86

### ACC SERIES PROFILE

**Terps at Home: 15-2**

**Terps at Cole Field House: 2-0**

**Terps at Comcast Center: 1-0**

**Terps on the Road: 9-3**

**Terps at Neutral Sites: 0-0**

**Terps since 1953-54: 4-1**

**Last 10 Games: 7-3**

**Current Streak: VT won 1**

**Longest UM Win Streak: 10**

**Longest VT Win Streak: 2**

**Largest Win Margin: 35 (51-16 on Jan. 30, 1932)**

**Largest Loss Margin: 10 (29-39 on Feb. 4, 1929; 86-76 on Mar. 3, 2005)**

**Most UM Points Scored: 89**

**Most VT Points Scored: 86**

### WAGNER

**Maryland leads, 2-0**

12-5-80	N1	W	96-73
1-4-03	H	W	79-57

1-Carrier Classic at Syracuse, N.Y. (Carrier Dome)

### WAKE FOREST

**Maryland leads, 57-54**

3-6-53	N1	L	59-61 (OT)
12-5-53	A	L	54-71
2-15-54	H	W	74-53
3-5-54	N2	L	56-64 (OT)
12-10-54	H	L	58-62 (OT)
2-21-55	A	L	71-75
12-10-55	H	W	61-51
2-20-56	A	L	60-76
12-10-56	H	W	59-53
2-18-57	A	L	58-62
12-13-57	H	W	72-58
2-8-58	A	W	74-67
12-20-58	H	W	68-65
2-7-59	A	L	53-56
12-18-59	H	L	47-54
2-6-60	A	L	64-65
12-17-60	H	L	60-72
2-4-61	A	L	69-78
3-3-61	N2	L	76-98
12-16-61	H	W	79-62
2-17-62	A	L	78-81
12-19-62	H	L	74-85
2-14-63	A	L	54-75
2-28-63	N2	L	41-80
1-20-64	A	W	91-82
2-14-64	H	L	77-79
12-18-64	H	W	82-64
1-14-65	A	W	93-85 (OT)
12-4-65	H	W	87-66
2-7-66	A	W	86-78 (OT)
12-20-66	H	L	59-68
3-4-67	A	L	64-78
12-14-67	A	L	60-73
2-17-68	H	W	87-74
12-14-68	A	L	87-95
1-3-69	A3	L	71-93
12-13-69	H	L	87-104
1-3-70	A3	W	96-88
12-12-70	H	W	72-71
3-2-71	A	L	66-72
1-10-72	A3	W	49-46
3-1-72	H	W	64-56 (OT)
1-22-73	H	W	105-76
2-28-73	A	L	60-62
3-9-73	N4	W	73-65
1-11-74	A	W	72-59
2-27-74	H	W	77-68
12-4-74	A	W	99-78
1-11-75	H	W	89-73
1-10-76	A3	L	93-96
2-25-76	H	W	105-91
1-8-77	H	L	85-86 (OT)
2-22-77	A3	W	81-80
1-7-78	A3	L	75-84
2-22-78	H	W	91-89
1-6-79	H	L	60-66
2-19-79	A3	W	54-53
1-5-80	A	W	84-76
2-20-80	H	W	83-77
2-4-81	A	L	60-67
2-21-81	H	W	94-80

### WASHINGTON COLLEGE

**Maryland leads, 13-4**

1924-25	H	L	16-27
1925-26	H	W	30-26
1926-27	H	L	18-22
1926-27	A	L	16-21
2-17-28	H	W	22-20
2-11-31	H	L	32-33
2-10-32	H	W	36-16
2-8-33	H	W	35-27
2-17-34	H	W	44-33
1-16-35	H	W	43-27
1-23-36	H	W	46-34
2-18-36	A	W	56-30
1-20-37	H	W	41-20
2-16-38	A	W	43-42
2-24-39	H	W	47-37
2-22-41	H	W	26-18
1-16-42	H	W	28-25

### WASHINGTON & LEE

**Maryland leads, 27-26**

1910-11	A	L	17-46
1-31-11	H	L	24-29
2-3-14	A	L	8-63
1923-24	H	W	22-21
1925-26	H	W	40-27
1925-26	A	W	33-20
1926-27	H	W	44-32
1926-27	A	L	32-34
12-19-27	H	W	38-24
1-13-28	A	W	31-28
2-2-29	H	L	22-47
2-6-29	A	L	18-42
2-3-30	H	L	25-29
2-13-30	A	L	21-36
1-10-31	A	W	36-21
2-3-31	H	W	28-17
1-15-32	A	W	42-38
2-15-32	H	W	49-19
1-14-33	A	L	40-43
2-11-33	H	W	46-28
3-1-34	N1	L	37-45
2-16-35	H	L	29-33
1-10-36	A	L	27-30
2-11-36	H	L	54-55
3-6-36	N1	L	32-38
1-8-37	A	L	27-51
2-18-37	H	L	35-41
1-7-38	A	L	29-31
2-5-38	H	W	36-32
2-11-39	H	W	39-37
1-20-40	H	L	25-44
2-8-40	A	L	19-39
2-28-40	N1	W	43-30
1-14-41	A	L	41-59
2-8-41	H	L	15-42
2-3-42	A	L	44-52
2-7-42	H	L	28-30
1-15-43	A	L	40-50
2-13-43	H	W	55-35
1-16-47	A	W	65-60
1-31-47	H	W	59-50
12-17-47	A	L	64-70
2-7-48	H	W	64-38
2-5-49	A	W	66-60
12-10-49	H	W	65-46
12-18-50	H	W	52-43
2-7-51	A	L	65-83
12-5-51	H	W	71-51
12-19-51	A	W	51-43

### ACC SERIES PROFILE

**Terps at Home: 33-16**

**Terps at Cole Field House: 31-15**

**Terps at Comcast Center: 1-0**

**Terps on the Road: 20-31**

**Terps at Neutral Sites: 3-4**

**Terps since 1953-54: 56-51**

**Last 10 Games: 7-3**

**Current Streak: WFU won 1**

**Longest UM Win Streak: 7**

**Longest WFU Win Streak: 6**

**Largest Win Margin: 29 (105-76 on Jan. 22, 1973)**

**Largest Loss Margin: 39 (80-41 on Feb. 28, 1963)**

**Most UM Points Scored: 105**

**Most WFU Points Scored: 104**

### WASHINGTON COLLEGE

**Maryland leads, 13-4**

1924-25	H	L	16-27
1925-26	H	W	30-26
1926-27	H	L	18-22
1926-27	A	L	16-21
2-17-28	H	W	22-20
2-11-31	H	L	32-33
2-10-32	H	W	36-16
2-8-33	H	W	35-27
2-17-34	H	W	44-33
1-16-35	H	W	43-27
1-23-36	H	W	46-34
2-18-36	A	W	56-30
1-20-37	H	W	41-20
2-16-38	A	W	43-42
2-24-39	H	W	47-37
2-22-41	H	W	26-18
1-16-42	H	W	28-25

### WASHINGTON & LEE

**Maryland leads, 27-26**

1910-11	A	L	17-46
1-31-11	H	L	24-29
2-3-14	A	L	8-63
1923-24	H	W	22-21
1925-26	H	W	40-27
1925-26	A	W	33-20
1926-27	H	W	44-32
1926-27	A	L	32-34
12-19-27	H	W	38-24
1-13-28	A	W	31-28
2-2-29	H	L	22-47
2-6-29	A	L	18-42
2-3-30	H	L	25-29
2-13-30	A	L	21-36
1-10-31	A	W	36-21
2-3-31	H	W	28-17
1-15-32	A	W	42-38
2-15-32	H	W	49-19
1-14-33	A	L	40-43
2-11-33	H	W	46-28
3-1-34	N1	L	37-45
2-16-35	H	L	29-33
1-10-36	A	L	27-30
2-11-36	H	L	54-55
3-6-36	N1	L	32-38
1-8-37	A	L	27-51
2-18-37	H	L	35-41
1-7-38	A	L	29-31
2-5-38	H	W	36-32
2-11-39	H	W	39-37
1-20-40	H	L	25-44
2-8-40	A	L	19-39
2-28-40	N1	W	43-30
1-14-41	A	L	41-59
2-8-41	H	L	15-42
2-3-42	A	L	44-52
2-7-42	H	L	28-30
1-15-43	A	L	40-50
2-13-43	H	W	55-35
1-16-47	A	W	65-60
1-31-47	H	W	59-50
12-17-47	A	L	64-70
2-7-48	H	W	64-38
2-5-49	A	W	66-60
12-10-49	H	W	65-46
12-18-50	H	W	52-43
2-7-51	A	L	65-83
12-5-51	H	W	71-51
12-19-51	A	W	51-43

### WESTERN MARYLAND

**Maryland leads, 12-0**

1926-27	H	W	32-25
2-24-28	H	W	30-29
2-15-29	H</		

# REGULAR SEASON TOURNAMENTS

Total In-Season Tournaments: 59 • Overall Record: 93-38 (.710)  
Total Championships: 27 • Runner-Ups: 12

## ALL-AMERICAN CITY TOURNAMENT (OWENSBORO, KY.)

12-30-53	vs. Arizona State	W 65-50
12-31-53	vs. Evansville	W 66-58
1-2-54	vs. Kentucky Wesleyan	W 54-37 (champions)
12-27-54	vs. Texas Tech	W 58-54
12-28-54	vs. Rhode Island	W 83-66
12-30-54	vs. Cincinnati	W 78-61 (champions)
12-30-56	vs. Montana State	W 89-72
12-31-56	vs. New Mexico A&M	L 43-45
1-1-57	vs. Virginia	W 43-39

## BB&T BANK/CHILDREN'S CHARITIES CLASSIC

(LANDOVER, MD./WASHINGTON, D.C.) \*

12-2-95	vs. Massachusetts	L 47-50
12-3-95	vs. George Washington	W 98-81
12-8-96	vs. California	W 80-64
12-9-96	vs. George Washington	W 74-68 (champions)
12-7-97	vs. Kansas	W 86-83
12-8-97	vs. George Washington	L 66-70
12-6-98	vs. Stanford	W 62-60
12-7-98	vs. DePaul	W 92-75 (champions)
12-4-99	vs. Illinois	W 69-67
12-5-99	vs. George Washington	L 69-74
12-2-00	vs. Michigan	W 82-51
12-3-00	vs. George Washington	W 71-63 (champions)
12-2-01	vs. Princeton	W 61-53
12-3-01	vs. Connecticut	W 77-65 (champions)
12-7-02	vs. Notre Dame	L 67-79
12-8-02	vs. George Washington	W 93-82
12-6-03	vs. Gonzaga	L 68-82
12-7-03	vs. West Virginia	L 77-78 (OT)
12-4-05	vs. George Mason	W 78-54
12-5-05	vs. George Washington	L 92-101

\* Known as the Franklin National Bank/Children Charities Classic in its first three seasons. Held at US Airways Arena (Landover, Md.) in 1995 and 1996, moved to MCI Center (Washington, D.C.) in 1997.

## BLUE GRASS FESTIVAL (LOUISVILLE, KY.)

12-28-59	vs. Indiana	L 63-72
12-29-59	vs. Fordham	W 76-54

## CABLE CAR CLASSIC (SAN FRANCISCO, CALIF.)

12-21-73	vs. San Francisco	W 78-60
12-22-73	vs. Santa Clara	W 53-32 (champions)

## CARRIER CLASSIC (SYRACUSE, N.Y.)

12-5-80	vs. Wagner	W 96-73
12-6-80	vs. Syracuse	W 83-73 (champions)

## CENTRAL FIDELITY CLASSIC (RICHMOND, VA.)

12-1-89	vs. South Carolina	L 51-52
12-2-89	vs. Army	W 78-60

## CHAMINADE CHRISTMAS CLASSIC (HONOLULU, HAWAII)

12-22-89	vs. George Mason	W 104-86
12-23-89	vs. East Tennessee St.	W 91-86
12-24-89	vs. Sacramento State	W 98-68 (champions)

## CHARLOTTE INVITATIONAL (CHARLOTTE, N.C.)

12-28-66	vs. Davidson	W 66-55
12-29-66	vs. Army	W 57-54 (champions)
12-27-68	vs. Davidson	L 69-83
12-28-68	vs. Wichita	W 95-83

## COACHES VS. CANCER IKON CLASSIC (NEW YORK, N.Y.)

11-8-01	vs. Arizona	L 67-71
11-9-01	vs. Temple	W 82-74

## DIXIE CLASSIC (RALEIGH, N.C.)

12-29-60	vs. North Carolina	L 57-81
12-30-60	vs. NC State	L 67-75
12-31-60	vs. Wyoming	W 84-77

## ECAC HOLIDAY FESTIVAL (NEW YORK, N.Y.)

12-27-90	vs. Rutgers	W 86-81
12-29-90	vs. South Carolina	W 78-69 (champions)

## EVANSVILLE HOLIDAY TOURNAMENT (EVANSVILLE, IND.)

12-27-63	vs. Arizona	L 54-57
12-28-63	vs. Columbia	W 82-76

## FIESTA BOWL CLASSIC (TUCSON, ARIZ.)

12-28-91	vs. Rutgers	L 79-95
12-30-91	vs. Evansville	L 64-75

## FREEDOM BOWL CLASSIC (IRVINE, CALIF.)

11-25-88	vs. Texas Christian	W 74-67
11-26-88	vs. Georgia State	W 69-62 (champions)

## GREAT ALASKA SHOOTOUT (ANCHORAGE, ALASKA)

11-23-84	vs. Kansas	L 56-58
11-24-84	vs. Alaska-Anchorage	W 54-52
11-25-84	vs. Tennessee	W 72-49

## HALL OF FAME CLASSIC

(SPRINGFIELD, MASS.)

12-28-93	vs. Hofstra	W 93-67
12-29-93	vs. Massachusetts	L 80-94

## HAWAII PACIFIC TOURNAMENT (WAILUKU, HAWAII)

12-28-85	vs. Stanford	W 67-65
12-29-85	vs. Hawaii-Pacific	W 92-85 (champions)

## HURRICANE CLASSIC (MIAMI, FLA.)

12-28-64	vs. Tulsa	W 66-59
12-29-64	vs. Miami (Fla.)	L 73-80

## MCI HARBOR CLASSIC (BALTIMORE, MD.)

11-27-87	vs. Loyola (Md.)	W 74-60
11-28-87	vs. Mississippi	W 77-69 (champions)

## MARSHALL INVITATIONAL (HUNTINGTON, W.VA.)

12-20-68	vs. Marshall	W 89-80
12-21-68	vs. Miami (Fla.)	L 85-92

## MARYLAND INVITATIONAL TOURNAMENT (COLLEGE PARK, MD.)

12-19-69	Army	L 54-69
12-20-69	Fordham	W 94-71
12-29-71	Western Kentucky	W 103-67
12-30-71	St. John's	W 90-69 (champions)
12-29-72	Georgia Tech	W 90-55
12-30-72	Syracuse	W 90-76 (champions)
12-29-73	Holy Cross	W 102-75
12-30-73	Boston College	W 58-37 (champions)
12-27-74	Georgia Tech	W 105-67
12-28-74	UCLA	L 75-81
12-29-75	Seton Hall	W 104-69
12-30-75	Princeton	W 66-59 (champions)
12-28-76	Xavier	W 84-74
12-29-76	Syracuse	W 96-85 (champions)
12-28-77	Western Kentucky	W 91-78
12-29-77	Georgia Tech	W 65-63 (champions)

12-29-78	St. Joseph's	W 62-56 (OT)
12-30-78	Southern California	W 83-79 (champions)

12-28-79	Miami-OH	W 115-76
12-29-79	Temple	W 85-63 (champions)

12-29-80	Marshall	W 114-89
12-30-80	St. Joseph's	W 74-57 (champions)

12-29-83	Randolph Macon	W 58-52
12-30-83	La Salle	W 96-83 (champions)

## MAUI INVITATIONAL (LAHAINA, HAWAII)

11-21-94	vs. Chaminade	W 95-67
11-22-94	vs. Utah	W 90-78
11-23-94	vs. Arizona State	L 90-97
11-20-00	vs. Louisville	W 95-73
11-21-00	vs. Illinois	L 80-90
11-22-00	vs. Dayton	L 71-77

## MEMPHIS INVITATIONAL (MEMPHIS, TENN.)

12-16-66	vs. Oklahoma State	W 50-49
12-17-66	vs. Memphis State	L 53-55

## MID-WINTER FESTIVAL (COLLEGE PARK, MD.)

12-29-55	Michigan State	L 75-95
12-30-55	St. Francis (Pa.)	W 75-66

## PRESEASON NIT (COLLEGE PARK, MD./NEW YORK, N.Y.) \*

11-17-99	San Francisco	W 71-61
11-19-99	Tulane	W 78-70
11-24-99	vs. Kentucky	L 58-61
11-26-99	vs. Notre Dame	W 72-67

\* First and second round games at College Park, Md.; semifinal and third place games at Madison Square Garden.

## PUERTO RICO SHOOTOUT (BAYAMON, P.R.)

11-26-98	vs. AU-Puerto Rico	W 82-32
11-27-98	vs. UCLA	W 70-54
11-28-98	vs. Pittsburgh	W 87-52 (champions)

## RAINBOW CLASSIC (HONOLULU, HAWAII)

12-25-84	vs. Iowa	W 78-68 (OT)
12-27-84	vs. Hawaii	W 79-71
12-28-84	vs. Georgia Tech	L 69-70
12-27-96	vs. Pittsburgh	W 66-63
12-28-96	vs. Hawaii	W 76-59
12-30-96	vs. Georgia	L 65-73 (OT)

## SUGAR BOWL TOURNAMENT

(NEW ORLEANS, LA.)

12-28-57	vs. Vanderbilt	W 71-56
12-30-57	vs. Memphis State	L 46-47 (3OT)
12-29-58	vs. Mississippi State	L 45-56
12-30-58	vs. Loyola (Md.)	W 54-50
12-29-61	vs. Mississippi State	L 62-64
12-30-61	vs. Louisville	L 64-83
12-29-65	vs. Houston	W 69-68
12-30-65	vs. Dayton	W 77-75 (champions)

## SUN BOWL TOURNAMENT (EL PASO, TEXAS)

12-29-88	vs. Lamar	W 74-65
12-30-88	vs. Texas-El Paso	L 51-69

## SUN CARNIVAL TOURNAMENT

(EL PASO, TEXAS)

12-21-67	vs. Texas-El Paso	L 53-70
12-22-67	vs. Southern Illinois	L 72-73 (OT)

## TIP-OFF TOURNAMENT (LANDOVER, MD.)

11-27-77	vs. American	W 78-65
11-28-77	vs. Georgetown	W 91-87 (champions)

## VIRGINIA TECH TOURNAMENT

(BLACKSBURG, VA.)

12-20-63	vs. Tennessee	L 59-70
12-21-63	vs. Louisiana State	W 75-65



20  
06

MARYLAND

27  
SPORTS

1  
TEAM



# ACC TOURNAMENT HISTORY

## 1954, REYNOLDS COLISEUM (RALEIGH, N.C.)

#2 Maryland def. #7 Clemson	75-59	H: 38-25	
#2 Maryland lost to #3 Wake Forest	56-64 (ot)	H: 29-29	R: 50-50

## 1955, REYNOLDS COLISEUM (RALEIGH, N.C.)

#3 Maryland lost to #6 Virginia	67-68 (ot)	H: 33-35	R: 59-59
---------------------------------	------------	----------	----------

## 1956, REYNOLDS COLISEUM (RALEIGH, N.C.)

#5 Maryland lost to #4 Duke	69-94	H: 33-44	
-----------------------------	-------	----------	--

## 1957, REYNOLDS COLISEUM (RALEIGH, N.C.)

#2 Maryland def. #7 Virginia	71-68	H: 35-35	
#2 Maryland lost to #6 South Carolina	64-74	H: 30-30	

## 1958, REYNOLDS COLISEUM (RALEIGH, N.C.)

#4 Maryland def. #5 Virginia	70-66	H: 40-35	
#4 Maryland def. #1 Duke	71-65 (ot)	H: 29-23	R: 61-61
#4 Maryland def. #3 North Carolina	86-74	H: 27-34	

## 1959, REYNOLDS COLISEUM (RALEIGH, N.C.)

#4 Maryland lost to #5 Virginia	65-66	H: 33-23	
---------------------------------	-------	----------	--

## 1960, REYNOLDS COLISEUM (RALEIGH, N.C.)

#3 Maryland lost to #6 N.C. State	58-74	H: 33-36	
-----------------------------------	-------	----------	--

## 1961, REYNOLDS COLISEUM (RALEIGH, N.C.)

#4 Maryland def. #5 Clemson	91-75	H: 38-27	
#4 Maryland lost to #1 Wake Forest	76-98	H: 27-44	

## 1962, REYNOLDS COLISEUM (RALEIGH, N.C.)

#7 Maryland lost to #2 Duke	58-71	H: 30-32	
-----------------------------	-------	----------	--

## 1963, REYNOLDS COLISEUM (RALEIGH, N.C.)

#7 Maryland lost to #2 Wake Forest	41-80	H: 21-34	
------------------------------------	-------	----------	--

## 1964, REYNOLDS COLISEUM (RALEIGH, N.C.)

#3 Maryland lost to #6 Clemson	67-81	H: 29-37	
--------------------------------	-------	----------	--

## 1965, REYNOLDS COLISEUM (RALEIGH, N.C.)

#3 Maryland def. #6 Clemson	61-50	H: 32-27	
#3 Maryland lost to #2 N.C. State	67-76	H: 27-38	

## 1966, REYNOLDS COLISEUM (RALEIGH, N.C.)

#5 Maryland lost to #4 North Carolina	70-77	H: 38-36	
---------------------------------------	-------	----------	--

## 1967, GREENSBORO COLISEUM (GREENSBORO, N.C.)

#6 Maryland lost to #3 South Carolina	52-60	H: 30-28	
---------------------------------------	-------	----------	--

## 1968, CHARLOTTE COLISEUM (CHARLOTTE, N.C.)

#6 Maryland lost to #3 N.C. State	54-63	H: 25-29	
-----------------------------------	-------	----------	--

## 1969, CHARLOTTE COLISEUM (CHARLOTTE, N.C.)

#7 Maryland lost to #2 South Carolina	71-92	H: 34-42	
---------------------------------------	-------	----------	--

## 1970, CHARLOTTE COLISEUM (CHARLOTTE, N.C.)

#6 Maryland lost to #3 N.C. State	57-67	H: 31-29	
-----------------------------------	-------	----------	--

## 1971, GREENSBORO COLISEUM (GREENSBORO, N.C.)

#7 Maryland lost to #2 South Carolina	63-71	H: 27-37	
---------------------------------------	-------	----------	--

## 1972, GREENSBORO COLISEUM (GREENSBORO, N.C.)

#2 Maryland def. #7 Clemson	54-52	H: 22-28	
#2 Maryland def. #4 Duke	63-48	H: 35-23	
#2 Maryland lost to #1 North Carolina	64-73	H: 29-41	

## 1973, GREENSBORO COLISEUM (GREENSBORO, N.C.)

#3 Maryland def. #6 Clemson	77-61	H: 31-26	
#3 Maryland def. #7 Wake Forest	73-65	H: 30-34	
#3 Maryland lost to #1 N.C. State	74-76	H: 32-32	

## 1974, GREENSBORO COLISEUM (GREENSBORO, N.C.)

#2 Maryland def. #7 Duke	85-66	H: 42-26	
#2 Maryland def. #3 North Carolina	105-85	H: 50-34	
#2 Maryland lost to #1 N.C. State	100-103 (ot)	H: 55-50	R: 97-97

## 1975, GREENSBORO COLISEUM (GREENSBORO, N.C.)

#1 Maryland, bye			
#1 Maryland lost to #4 N.C. State	85-87	H: 42-49	

## 1976, CAPITAL CENTRE (LANDOVER, MD.)

#2 Maryland def. #7 Duke	80-78 (ot)	H: 39-46	R: 74-74
#2 Maryland lost to #6 Virginia	65-73	H: 31-37	

## 1977, GREENSBORO COLISEUM (GREENSBORO, N.C.)

#4 Maryland lost to #5 N.C. State	72-82	H: 35-49	
-----------------------------------	-------	----------	--

## 1978, GREENSBORO COLISEUM (GREENSBORO, N.C.)

#6 Maryland def. #3 N.C. State	109-108 (3ot)	H: 48-36	R: 84-84
		1ot: 92-92	2ot: 98-98
#6 Maryland lost to #2 Duke	69-81	H: 31-37	

## 1979, GREENSBORO COLISEUM (GREENSBORO, N.C.)

#4 Maryland def. #5 Clemson	75-67	H: 40-33	
#4 Maryland lost to #1 North Carolina	79-102	H: 29-43	

## 1980, GREENSBORO COLISEUM (GREENSBORO, N.C.)

#1 Maryland def. #8 Georgia Tech	51-49 (ot)	H: 26-25	R: 43-43
#1 Maryland def. #4 Clemson	91-85	H: 56-40	
#1 Maryland lost to #6 Duke	72-73	H: 37-33	

## 1981, CAPITAL CENTRE (LANDOVER, MD.)

#4 Maryland def. #5 Duke	56-53	H: 29-22	
#4 Maryland def. #1 Virginia	85-62	H: 35-25	
#4 Maryland lost to #2 North Carolina	60-61	H: 26-32	

## 1982, GREENSBORO COLISEUM (GREENSBORO, N.C.)

#5 Maryland lost to #4 N.C. State	28-40	H: 11-13	
-----------------------------------	-------	----------	--

## 1983, THE OMNI (ATLANTA, GA.)

#3 Maryland lost to #6 Georgia Tech	58-64 (ot)	H: 19-26	R: 47-47
-------------------------------------	------------	----------	----------

## 1984, GREENSBORO COLISEUM (GREENSBORO, N.C.)

#2 Maryland def. #7 N.C. State	69-63	H: 34-31	
#2 Maryland def. #3 Wake Forest	66-64	H: 33-20	
#2 Maryland def. #4 Duke	74-62	H: 27-30	

## 1985, THE OMNI (ATLANTA, GA.)

#5 Maryland lost to #4 Duke	73-86	H: 37-43	
-----------------------------	-------	----------	--

## 1986, GREENSBORO COLISEUM (GREENSBORO, N.C.)

#6 Maryland def. #3 North Carolina	85-75	H: 28-34	
#6 Maryland lost to #2 Georgia Tech	62-64	H: 34-31	

## 1987, CAPITAL CENTRE (LANDOVER, MD.)

#8 Maryland lost to #1 North Carolina	63-82	H: 33-37	
---------------------------------------	-------	----------	--

## 1988, GREENSBORO COLISEUM (GREENSBORO, N.C.)

#5 Maryland def. #4 Georgia Tech	84-67	H: 43-29	
#5 Maryland lost to #1 North Carolina	64-74	H: 29-35	

**1989, THE OMNI (ATLANTA, GA.)**

#8 Maryland def. #1 N.C. State	71-49	H: 32-31
#8 Maryland lost to #4 North Carolina	58-88	H: 14-38

**1990, CHARLOTTE COLISEUM (CHARLOTTE, N.C.)**

#7 Maryland lost to #2 Duke	84-104	H: 48-48
-----------------------------	--------	----------

**1992, CHARLOTTE COLISEUM (CHARLOTTE, N.C.)**

#8 Maryland def. #9 Clemson	81-75	H: 36-39
#8 Maryland lost to #1 Duke	87-94	H: 44-49

**1993, CHARLOTTE COLISEUM (CHARLOTTE, N.C.)**

#8 Maryland def. #9 N.C. State	76-55	H: 31-26
#8 Maryland lost to #1 North Carolina	66-102	H: 34-51

**1994, CHARLOTTE COLISEUM (CHARLOTTE, N.C.)**

#5 Maryland lost to #4 Virginia	63-69	H: 23-21
---------------------------------	-------	----------

**1995, GREENSBORO COLISEUM (GREENSBORO, N.C.)**

#3 Maryland def. #6 Florida State	71-64	H: 32-36
#3 Maryland lost to #2 No. Carolina	92-97(ot)	H: 36-43 R: 86-86

**1996, GREENSBORO COLISEUM (GREENSBORO, N.C.)**

#5 Maryland def. #4 Duke	82-69	H: 35-39
#5 Maryland lost to #1 Georgia Tech	79-84	H: 38-48

**1997, GREENSBORO COLISEUM (GREENSBORO, N.C.)**

#5 Maryland def. #4 Clemson	76-61	H: 31-25
#5 Maryland lost to #8 N.C. State	58-65	H: 25-20

**1998, GREENSBORO COLISEUM (GREENSBORO, N.C.)**

#3 Maryland def. #6 Georgia Tech	83-65	H: 43-33
#3 Maryland lost to #2 North Carolina	73-83 (ot)	H: 30-26 R: 66-66

**1999, CHARLOTTE COLISEUM (CHARLOTTE, N.C.)**

#2 Maryland def. #8 Florida State	93-69	H: 42-30
#2 Maryland lost to #3 North Carolina	79-86	H: 34-40

**2000, CHARLOTTE COLISEUM (CHARLOTTE, N.C.)**

#2 Maryland def. #7 Florida State	82-61	H: 43-24
#2 Maryland def. #5 Wake Forest	82-73	H: 36-37
#2 Maryland lost to #1 Duke	68-81	H: 36-37

**2001, GEORGIA DOME (ATLANTA, GA.)**

#3 Maryland def. #6 Wake Forest	71-53	H: 31-26
#3 Maryland lost to #2 Duke	82-84	H: 45-42

**2002, CHARLOTTE COLISEUM (CHARLOTTE, N.C.)**

#1 Maryland def. #8 Florida State	85-69	H: 40-28
#1 Maryland lost to #4 NC State	82-86	H: 38-40

**2003, GREENSBORO COLISEUM (GREENSBORO, N.C.)**

#2 Maryland lost to #7 North Carolina	72-84	H: 40-36 R: 66-66
---------------------------------------	-------	-------------------

**2004, GREENSBORO COLISEUM (GREENSBORO, N.C.)**

#6 Maryland def. #3 Wake Forest	87-86	H: 36-36
#6 Maryland def. #2 NC State	85-82	H: 26-45
#6 Maryland def. #1 Duke	95-87	H: 38-36 R: 77-77

**2005, MCI CENTER (WASHINGTON, D.C.)**

#8 Maryland lost to #9 Clemson	72-84	H: 36-39
--------------------------------	-------	----------

H - Halftime Score; R - Regulation Score

**ACC TOURNAMENT COMPOSITE**

TEAM NAME	W	L	Pct.	1st	Qtr/2nd	Semi	Final	MD vs.
North Carolina	76	36	.679	0-0	34-12	27-12	15-12	3-12
Duke	77	37	.675	4-0	32-16	26-10	15-11	7-9
NC State	58	42	.580	4-3	28-19	16-14	10-6	6-11
<b>Maryland</b>	<b>40</b>	<b>48</b>	<b>.454</b>	<b>2-1</b>	<b>26-23</b>	<b>9-18</b>	<b>3-6</b>	<b>n/a</b>
Georgia Tech	19	23	.452	0-2	10-14	6-4	3-3	3-3
Wake Forest	39	48	.448	0-0	25-26	10-16	4-6	4-3
Virginia	29	51	.363	2-2	20-30	6-14	1-5	4-4
Florida State	5	14	.263	4-4	1-9	0-1	0-0	4-0
Clemson	14	52	.212	3-6	10-36	1-9	0-1	9-2
South Carolina	13	17	.433	0-0	9-9	3-6	1-2	0-4

**MARYLAND RECORD BY SEEDS**

Seed (yrs.)	Record (Titles)
No. 1 (3)	3-3
No. 2 (9)	13-8 (1)
No. 3 (8)	5-8
No. 4 (5)	6-4 (1)
No. 5 (9)	4-9
No. 6 (6)	5-5
No. 7 (5)	0-5
No. 8 (5)	3-5
No. 9 (0)	0-0

**MARYLAND'S INDIVIDUAL GAME HIGHS**

<b>Points:</b> 38, Walt Williams vs. Clemson, 1992; Albert King vs. Clemson, 1980
<b>FG:</b> 17, Albert King vs. Clemson, 1980
<b>FGA:</b> 30, Will Hetzel vs. South Carolina, 1969; Bob Kessler vs. Duke, 1956
<b>FG%:</b> .846, John Gilchrist (11-13) vs. NC State, 2004
<b>3FG:</b> 6, Keith Gatlin vs. Georgia Tech, 1988
<b>3FGA:</b> 12, Walt Williams vs. Clemson, 1992
<b>3FG%:</b> 1.000, Keith Gatlin (6-6) vs. Georgia Tech, 1988; John Gilchrist (4-4) vs. Wake Forest, 2004
<b>FT:</b> 13, Keith Booth vs. Clemson, 1997; John Johnson vs. N.C. State, 1989
<b>FTA:</b> 15, John Johnson vs. N.C. State, 1989
<b>FT%:</b> 1.000, Bill Stasiulatis (12-12) vs. Wake Forest, 1961
<b>Reb:</b> 18, Larry Gibson vs. N.C. State 1978
<b>Ast:</b> 11, Steve Blake vs. NC State, 2002; Steve Blake vs. Duke, 2001; Dutch Morley vs. Clemson, 1979
<b>Blk:</b> 4, Lonny Baxter vs. Duke, 2001; Lonny Baxter vs. NC State, 2000; Joe Smith vs. North Carolina, 1995
<b>Stl:</b> 7, Walt Williams vs. North Carolina, 1989

**ACC TOURNAMENT FAST FACTS**

- The only time that four players on one team scored 20 or more points in an ACC Tournament game: John Lucas (24), Owen Brown (22), Mo Howard (20) and Tom McMillen (20) scored 86 of Maryland's 105 points in the Terps' 105-85 semifinal victory over North Carolina in 1974.
- The 2004 Maryland basketball team captured the ACC Title, winning the conference tournament for the third time in history and the first time since 1984. The Terrapins defeated No. 3 seed Wake Forest (87-86), No. 2 seed NC State (85-82) and No. 1 seed Duke (95-87 (OT)) to mark the third time in ACC Tournament history that a team has knocked off the top three seeds.
- John Gilchrist was named the 2004 ACC Tournament MVP, becoming the first Terrapin to earn that distinction since Len Bias in 1984. He averaged 24.0 points, 6.3 assists, 5.3 rebounds and 2.0 steals across the three ACC tourney games, including a 30-point, seven-assist, four-rebound, four-steal performance in Maryland's comeback victory over NC State in the semifinal round.



20  
06

MARYLAND

27  
SPORTS

1  
TEAM

FEAR THE TURTLE!

# POSTSEASON HISTORY

## NCAA APPEARANCES

**NCAA Appearances:** 21  
**Overall Record:** 35-20  
**National Championships:** 1 (2002)  
**Times to the Final Four:** 2 (2001, 2002)  
**Times to the Final Eight:** 4 (1973, 1975, 2001, 2002)  
**Times to the Sweet Sixteen:** 13 (1958, 1973, 1975, 1980, 1984, 1985, 1994, 1995, 1998, 1999, 2001, 2002, 2003)

## OVERALL APPEARANCES

Year	Maryland's Result	Md. Seed
1958	East Regional Semifinals	n/a
1973	East Regional Final	n/a
1975	Midwest Regional Final	n/a
1980	East Regional Semifinal	2
1981	Midwest Regional Second Round	6
1983	Midwest Regional Second Round	8
1984	Midwest Regional Semifinals	3
1985	Southeast Regional Semifinal	5
1986	West Regional Second Round	5
1988	Southeast Regional Second Round	7
1994	Midwest Regional Semifinals	10
1995	West Regional Semifinals	3
1996	West Regional First Round	7
1997	Southeast Regional First Round	5
1998	West Regional Semifinals	4
1999	Southeast Regional Semifinals	2
2000	Midwest Regional Second Round	3
2001	West Regional Champions/Final Four	3
2002	NCAA & East Regional Champions	1
2003	South Region Semifinals	6
2004	Denver Second Round	4

### 1958

**East Regional, First Round**  
**Site: New York, N.Y.**  
 Maryland 88, Boston College 63 (3-11-58)  
 East Regional, Semifinals/Third Place Game  
**Site: Charlotte, N.C.**  
 Temple 81, Maryland 67 (3-14-58)  
 Maryland 59, Manhattan 55 (3-15-58)

### 1973

**East Regional, First Round**  
**Site: Charlotte, N.C.**  
 First Round Bye  
 East Regional, Semifinal/Final  
**Site: at Charlotte, N.C.**  
 Maryland 91, Syracuse 75 (3-15-73)  
 Providence 103, Maryland 89 (3-17-73)

### 1975

**Midwest Regional, First Round**  
**Site: Lubbock, Texas**  
 Maryland 83, Creighton 79 (3-15-75)  
 Midwest Regional, Semifinal/Final  
**Site: Las Cruces, N.M.**  
 Maryland 83, Notre Dame 71 (3-20-75)  
 Louisville 96, Maryland 82 (3-22-75)

### 1980

**East Regional, First/Second Rounds**  
**Site: Greensboro, N.C.**  
 First Round Bye  
 No. 2 Maryland 86, No. 7 Tennessee 75 (3-8-80)  
**East Regional, Semifinal**  
**Site: Philadelphia, Pa.**  
 No. 3 Georgetown 74, No. 2 Maryland 68 (3-14-80)

### 1981

**Midwest Regional, First/Second Rounds**  
**Site: at Dayton, Ohio**  
 No. 6 Maryland 81, No. 11 Tenn. Chattanooga 69 (3-12-81)  
 No. 3 Indiana 99, No. 6 Maryland 64 (3-14-81)

### 1983

**Midwest Regional, First/Second Rounds**  
**Site: Houston, Texas**  
 No. 8 Maryland 52, No. 9 Tenn. Chattanooga 51 (3-17-83)  
 No. 1 Houston 60, No. 8 Maryland 50 (3-19-83)

### 1984

**Midwest Regional, First/Second Rounds**  
**Site: Birmingham, Ala.**  
 First Round Bye  
 No. 3 Maryland 102, No. 11 West Virginia 77 (3-17-84)  
**Midwest Regional Semifinal**  
**Site: Lexington, Ky.**  
 No. 2 Illinois 72, No. 3 Maryland 70 (3-22-84)

### 1985

**Southeast Regional, First/Second Rounds**  
**Site: Dayton, Ohio**  
 No. 5 Maryland 69, No. 12 Miami-OH 68 (OT) (3-15-85)  
 No. 5 Maryland 64, No. 13 Navy 59 (3-17-85)  
**Southeast Regional, Semifinal**  
**Site: Birmingham, Ala.**  
 No. 8 Villanova 46, No. 5 Maryland 43 (3-22-85)

### 1986

**West Regional, First/Second Rounds**  
**Site: Long Beach, Calif.**  
 No. 5 Maryland 69, No. 12 Pepperdine 64 (3-14-86)  
 No. 4 Nevada-Las Vegas 70, No. 5 Maryland 64 (3-16-84)

### 1988\*

**Southeast Regional, First/Second Rounds**  
**Site: Cincinnati, Ohio**  
 No. 7 Maryland 92, No. 12 UC Santa Barbara 82 (3-18-88)  
 No. 2 Kentucky 90, No. 7 Maryland 81 (3-20-88)  
 \* Maryland's 1988 NCAA Tournament appearance was vacated by the NCAA.

### 1994

**Midwest Regional, First/Second Rounds**  
**Site: Wichita, Kan.**  
 No. 10 Maryland 74, No. 7 St. Louis 67 (3-17-94)  
 No. 10 Maryland 95, No. 2 Massachusetts 87 (3-19-94)  
 Midwest Regional, Semifinal  
**Site: Dallas, Texas**  
 No. 3 Michigan 78, No. 10 Maryland 71 (3-25-94)

### 1995

**West Regional, First/Second Rounds**  
**Site: Salt Lake City, Utah**  
 No. 3 Maryland 87, No. 14 Gonzaga 63 (3-16-95)  
 No. 3 Maryland 82, No. 11 Texas 68 (3-18-95)  
 West Regional, Semifinal  
**Site: Oakland, Calif.**  
 No. 2 Connecticut 99, No. 3 Maryland 89 (3-23-95)

### 1996

**West Regional, First Round**  
**Site: Tempe, Ariz.**  
 No. 10 Santa Clara 91, No. 7 Maryland 79 (3-15-96)

### 1997

**Southeast Regional, First Round**  
**Site: Memphis, Tenn.**  
 No. 12 Charleston 75, No. 5 Maryland 66 (3-13-97)

### 1998

**West Regional, First/Second Rounds**  
**Site: Sacramento, Calif.**  
 No. 4 Maryland 82, No. 13 Utah State 68 (3-13-98)  
 No. 4 Maryland 67, No. 5 Illinois 61 (3-15-98)  
 West Regional, Semifinal  
**Site: Anaheim, Calif.**  
 No. 1 Arizona 87, No. 4 Maryland 79 (3-19-98)

### 1999

**South Regional, First/Second Rounds**  
**Site: Orlando, Fla.**  
 No. 2 Maryland 82, No. 15 Valparaiso 60 (3-11-99)  
 No. 2 Maryland 75, No. 10 Creighton 63 (3-13-99)  
 South Regional, Semifinal  
**Site: Knoxville, Tenn.**  
 No. 3 St. John's 76, No. 2 Maryland 63 (3-18-99)

### 2000

**Midwest Regional, First/Second Rounds**  
**Site: Minneapolis, Minn.**  
 No. 3 Maryland 74, No. 14 Iona 59 (3-16-00)  
 No. 6 UCLA 105, No. 3 Maryland 70 (3-18-00)

### 2001

**West Regional, First/Second Rounds**  
**Site: Boise, Idaho**  
 No. 3 Maryland 83, No. 14 George Mason 80 (3-15-01)  
 No. 3 Maryland 79, No. 11 Georgia State 60 (3-17-01)  
**West Regional Semifinal/Final**  
**Site: Anaheim, Calif.**  
 No. 3 Maryland 76, No. 10 Georgetown 66 (3-22-01)  
 No. 3 Maryland 87, No. 1 Stanford 73 (3-24-01)  
**Final Four**  
**Site: Minneapolis, Minn.**  
 No. 1 Duke 95, No. 3 Maryland 84 (3-31-01)

### 2002

**East Regional, First/Second Rounds**  
**Site: Washington, D.C.**  
 No. 1 Maryland 85, No. 16 Siena 70 (3-15-02)  
 No. 1 Maryland 87, No. 8 Wisconsin 57 (3-17-02)  
**East Regional Semifinal/Final**  
**Site: Syracuse, N.Y.**  
 No. 1 Maryland 78, No. 4 Kentucky 68 (3-22-02)  
 No. 1 Maryland 90, No. 2 Connecticut 82 (3-24-02)  
**Final Four**  
**Site: Atlanta, Ga.**  
 No. 1 Maryland 97, No. 1 Kansas 88 (3-30-02)  
 No. 1 Maryland 64, No. 5 Indiana 52 (4-1-02)

### 2003

**South Regional, First/Second Rounds**  
**Site: Nashville, Tenn.**  
 No. 6 Maryland 75, No. 11 UNC Wilmington 73 (3-21-03)  
 No. 6 Maryland 77, No. 3 Xavier 64 (3-23-03)  
**South Regional Semifinal**  
**Site: San Antonio, Texas**  
 No. 7 Michigan State 60, No. 6 Maryland 58 (3-28-03)

### 2004

**Denver Regional, First/Second Rounds**  
**Site: Denver, Colo.**  
 No. 4 Maryland 86, No. 13 UTEP 83 (3-18-04)  
 No. 5 Syracuse 72, No. 4 Maryland 70 (3-20-04)

## NIT APPEARANCES

**NIT Appearances:** 5 Appearances  
**Overall Record:** 10-4  
**Championships:** 1 (1972)

## OVERALL APPEARANCES

Year	Maryland's Result
1972	Champions
1979	Second Round
1982	Second Round
1990	Second Round
2005	Semifinals

### 1972

**First Round/Quarterfinals (16 Teams)**  
**Site: New York, N.Y.**  
 Maryland 67, St. Joseph's 55 (3-18-72)  
 Maryland 71, Syracuse 65 (3-20-72)  
 Semifinals/Championship  
**Site: New York, N.Y.**  
 Maryland 91, Jacksonville 77 (3-23-72)  
 Maryland 100, Niagara 69 (3-25-72)

### 1979

**First Round/Second Round (24 teams)**  
**Site: College Park, Md.**  
 Maryland 67, Rhode Island 65 (3-7-79) (3 OT)  
 Ohio State 79, Maryland 72 (3-12-79)

### 1982

**First Round (32 Teams)**  
**Site: Richmond, Va.**  
 Maryland 60, Richmond 50 (3-12-82)  
 Second Round  
**Site: Athens, Ga.**  
 Georgia 83, Maryland 69 (3-15-82)

### 1990

**First Round (32 Teams)**  
**Site: College Park, Md.**  
 Maryland 91, Massachusetts 81 (3-15-90)  
 Second Round  
**Site: State College, Pa.**  
 Penn State 80, Maryland 78 (3-19-90)

### 2005

**First Round (40 Teams)**  
**Site: College Park, Md.**  
 Maryland 85, Oral Roberts 72 (3-16-05)  
 Second Round  
**Site: College Park, Md.**  
 Maryland 78, Davidson 63 (3-23-05)  
 Quarterfinals  
**Site: College Park, Md.**  
 Maryland 85, TCU 73 (3-26-05)  
 Semifinals  
**Site: New York, N.Y.**  
 South Carolina 75, Maryland 67 (3-29-05)

# NCAA INDIVIDUAL RECORDS

All career records require participation in a minimum two NCAA Tournaments. Series records require participation in a minimum two tournament games. Single game abbreviations: 1R-First Round; 2R-Second Round; RSF-Regional Semifinal; RF-Regional Final; NSF-National Semifinal; NF-National Final. Three-point records are since Maryland's participation in the 1988 tournament. Blocks and steals records begin with the 1975 tournament, assists records begin in the 1973 tournament.

## CAREER - GAMES PLAYED

1. Steve Blake (00, 01, 02, 03)	16
Tahj Holden (00, 01, 02, 03)	16
Drew Nicholas (00, 01, 02, 03)	16
Lonny Baxter (99, 00, 01, 02)	16
Juan Dixon (99, 00, 01, 02)	16
6. Mike Mardesich (98, 99, 00, 01)	13
Terence Morris (98, 99, 00, 01)	13

## CAREER - GAMES STARTED

1. Steve Blake (00, 01, 02, 03)	16
Lonny Baxter (99, 00, 01, 02)	16
3. Juan Dixon (99, 00, 01, 02)	13
4. Byron Mouton (01, 02)	11
5. Terence Morris (98, 99, 00, 01)	10
6. Len Bias (83, 84, 85, 86)	9

## CAREER - MINUTES PLAYED

1. Juan Dixon (99, 00, 01, 02)	506 (31.6)
2. Steve Blake (00, 01, 02, 03)	409 (31.5)
3. Lonny Baxter (99, 00, 01, 02)	394 (24.6)
4. Len Bias (83, 84, 85, 86)	336 (37.3)
5. Terence Morris (98, 99, 00, 01)	335 (25.8)

## SERIES - MINUTES PLAYED

1. Juan Dixon (02)	219 (36.5)
2. Steve Blake (02)	186 (31.0)
3. Juan Dixon (01)	178 (35.6)
4. Byron Mouton (02)	175 (29.2)
5. Lonny Baxter (02)	167 (27.8)
6. Steve Blake (01)	158 (31.6)
7. Chris Wilcox (02)	156 (26.0)
8. Lonny Baxter (01)	133 (26.6)

## CAREER - POINTS

1. Juan Dixon (99, 00, 01, 02)	294 (18.4)
2. Lonny Baxter (99, 00, 01, 02)	237 (14.8)
3. Len Bias (83, 84, 85, 86)	168 (18.7)
4. Terence Morris (98, 99, 00, 01)	143 (11.0)
5. Drew Nicholas (00, 01, 02, 03)	137 (8.6)
6. Adrian Branch (83, 84, 85)	129 (18.4)
7. Joe Smith (94, 95)	125 (20.8)
8. Steve Blake (00, 01, 02, 03)	122 (7.6)
7. John Lucas (73, 75)	111 (22.2)
8. Johnny Rhodes (94, 95, 96)	107 (15.3)

## SERIES - POINTS

1. Juan Dixon (02)	155 (25.8)
2. Lonny Baxter (02)	94 (15.7)
3. Juan Dixon (01)	85 (17.0)
4. Chris Wilcox (02)	81 (13.5)
Lonny Baxter (01)	81 (16.2)
6. John Lucas (75)	70 (23.3)
7. Joe Smith (94)	63 (21.0)
8. Joe Smith (95)	62 (20.7)
9. Len Bias (86)57 (28.5)	
Drew Nicholas (03)	57 (19.0)



Lonny Baxter

## GAME - POINTS

1. Juan Dixon vs. Kansas (FF, NSF, 3-30-02)	33
2. Joe Smith vs. Texas (W, 2R, 3-18-95)	31
Len Bias vs. UNLV (W, 2R, 3-16-86)	31
4. Lonny Baxter vs. Connecticut (E, RF, 3-24-02)	29
Juan Dixon vs. Wisconsin (E, 2R, 3-17-02)	29
Juan Dixon vs. Siena (E, 1R, 3-15-02)	29
Joe Smith vs. Saint Louis (MW, 1R, 3-17-94)	29
8. Greg Manning vs. Tennessee (E, 2R, 3-8-80)	28
9. Juan Dixon vs. Connecticut (E, RF, 3-24-02)	27
Johnny Rhodes vs. Santa Clara (W, 1R, 3-15-96)	27
John Lucas vs. Louisville (MW, RF, 3-22-75)	27

## CAREER - SCORING AVERAGE

1. John Lucas (73, 75)	22.2 (111)
2. Joe Smith (94, 95)	20.8 (125)
3. Albert King (80, 81)	20.5 (82)
4. Len Bias (83, 84, 85, 86)	18.7 (168)
5. Juan Dixon (99, 00, 01, 02)	18.4 (294)

## SERIES - SCORING AVERAGE

1. Len Bias (86)28.5 (57)	
2. Juan Dixon (02)	25.8 (155)
3. Albert King (81)	23.5 (47)
Greg Manning (80)	23.5 (47)
5. John Lucas (75)	23.3 (70)

## CAREER - FIELD GOALS MADE

1. Juan Dixon (99, 00, 01, 02)	99
2. Lonny Baxter (99, 00, 01, 02)	84
3. Len Bias (83, 84, 85, 86)	65
4. Terence Morris (98, 99, 00, 01)	52

## SERIES - FIELD GOALS MADE

1. Juan Dixon (02)	52
2. Chris Wilcox (02)	33
3. Lonny Baxter (02)	32
4. Lonny Baxter (01)	30
5. Juan Dixon (01)	29



John Lucas

## GAME - FIELD GOALS MADE

1. Lonny Baxter vs. Stanford (W, RF, 3-24-01)	11
Johnny Rhodes vs. Santa Clara (W, 1R, 3-15-96)	11
Derrick Lewis vs. UC Santa Barbara (SE, 1R, 3-18-88)	11
Len Bias vs. UNLV (MW, 2R, 3-16-86)	11
Albert King vs. UT Chattanooga (MW, 1R, 3-12-81)	11
Greg Manning vs. Tennessee (E, 2R, 3-8-80)	11
John Lucas vs. Louisville (MW, RF, 3-22-75)	11
Nick Davis vs. Boston College (E, 1R, 3-11-58)	11

## CAREER - FIELD GOALS ATTEMPTED

1. Juan Dixon (99, 00, 01, 02)	205
2. Lonny Baxter (99, 00, 01, 02)	164
3. Len Bias (83, 84, 85, 86)	120
4. Terence Morris (98, 99, 00, 01)	114

## SERIES - FIELD GOALS ATTEMPTED

1. Juan Dixon (02)	96
2. Chris Wilcox (02)	64
3. Lonny Baxter (01)	62
4. Juan Dixon (01)	61
5. Lonny Baxter (02)	57

## GAME - FIELD GOALS ATTEMPTED

1. Albert King vs. Indiana (ME, 2R, 3-14-81)	28
2. Len Bias vs. UNLV (W, 2R, 3-16-86)	23
3. Johnny Rhodes vs. Santa Clara (W, 1R, 3-15-96)	22
Owen Brown vs. Louisville (MW, RF, 3-22-75)	22

## CAREER - FIELD GOAL PCT. (MIN. 25 ATT.)

1. Buck Williams (80, 81)	.667 (26 of 39)
2. Greg Manning (80, 81)	.609 (28 of 46)
3. Joe Smith (94, 95)	.556 (45 of 81)
4. John Lucas (73, 75)	.554 (46 of 83)



Joe Smith

## SERIES - FIELD GOAL PCT. (MIN. 15 ATT.)

1. Len Bias (83).750 (12 of 16)	
2. Buck Williams (80)	.696 (16 of 23)
3. Tom McMillen (73)	.692 (18 of 26)
4. Greg Manning (80)	.690 (20 of 29)

## GAME - FIELD GOAL PCT. (MIN. 8 ATT.)

1. Ben Coleman vs. West Virginia (ME, 2R, 3-17-84)	.889 (8 of 9)
2. Laron Profit vs. Valparaiso (S, 1R, 3-11-99)	.800 (8 of 10)
Buck Williams vs. Georgetown (E, RSF, 3-14-80)	.800 (8 of 10)
Tom McMillen vs. Syracuse (E, RSF, 3-15-73)	.800 (8 of 10)

## CAREER - 3-POINT FIELD GOALS MADE

1. Juan Dixon (99, 00, 01, 02)	38
2. Steve Blake (00, 01, 02, 03)	17
Drew Nicholas (00, 01, 02, 03)	17
4. Sarunas Jasikevicius (95, 96, 97, 98)	10

## SERIES - 3-POINT FIELD GOALS MADE

1. Juan Dixon (02)	22
2. Juan Dixon (01)	9
Keith Gatlin (88)	9
4. Drew Nicholas (03)	8
Sarunas Jasikevicius (98)	8

## GAME - 3-POINT FIELD GOALS MADE

1. Drew Nicholas vs. UNC Wilmington (S, 1R, 3-21-03)	5
Juan Dixon vs. Kansas (FF, NSF, 3-30-02)	5
Juan Dixon vs. Siena (E, 1R, 3-15-02)	5
Keith Gatlin vs. UC Santa Barbara (SE, 1R, 3-18-88)	5



**CAREER - 3-POINT FIELD GOALS ATT.**

1. Juan Dixon (99, 00, 01, 02)	88
2. Drew Nicholas (00, 01, 02, 03)	49
3. Steve Blake (00, 01, 02, 03)	47
4. Duane Simpkins (94, 95, 96)	29
5. Terence Morris (98, 99, 00, 01)	26

**SERIES - 3-POINT FIELD GOALS ATT.**

1. Juan Dixon (02)	43
2. Juan Dixon (01)	24
3. Steve Blake (02)	21
4. Drew Nicholas (03)	20
5. Drew Nicholas (02)	19

**GAME - 3-POINT FIELD GOALS ATT.**

1. Juan Dixon vs. Kansas (FF, NSF, 3-30-02)	11
2. Juan Dixon vs. Duke (FF, NSF, 3-31-01)	10
3. Drew Nicholas vs. UNC Wilmington (S, 1R, 3-21-03)	8
Juan Dixon vs. Kentucky (E, RSF, 3-22-02)	8
Juan Dixon vs. Siena (E, 1R, 3-12-02)	8
Keith Gatlin vs. Kentucky (SE, 2R, 3-20-88)	8
Keith Gatlin vs. UC Santa Barbara (SE, 1R, 3-18-88)	8

**CAREER - 3FG PCT. (MIN. 10 ATT.)**

1. Keith Gatlin (84, 85, 86, 88)	.563 (9 of 16)
2. Sarunas Jasikevicius (95, 96, 97, 98)	.500 (10 of 20)
3. Juan Dixon (99, 00, 01, 02)	.432 (38 of 88)

**SERIES - 3FG PCT. (MIN. 7 ATT.)**

1. Sarunas Jasikevicius (98)	.615 (8 of 13)
2. Keith Gatlin (88)	.563 (9 of 16)
3. Juan Dixon (02)	.512 (22 of 43)
4. Steve Blake (01)	.500 (6 of 12)
5. Terence Morris (98)	.429 (3 of 7)
Teyon McCoy (88)	.429 (3 of 7)

**GAME - 3FG PCT. (MIN. 3 ATT.)**

1. Sarunas Jasikevicius vs. Illinois (W, 2R, 3-14-98)	1.000 (4 of 4)
Duane Simpkins vs. Massachusetts (MW, 2R, 3-19-94)	1.000 (4 of 4)
Steve Blake vs. Stanford (W, RF, 3-24-01)	1.000 (3 of 3)
4. Tahj Holden vs. Stanford (W, RF, 3-24-01)	.750 (3 of 4)
5. Steve Blake vs. UNC Wilmington (S, 1R, 3-21-03)	.667 (2 of 3)

**CAREER - FREE THROWS MADE**

1. Lonny Baxter (99, 00, 01, 02)	69
2. Juan Dixon (99, 00, 01, 02)	58
3. Len Bias (83, 84, 85, 86)	38
4. Adrian Branch (83, 84, 85)	37
5. Tahj Holden (01, 02, 03, 04)	35

**SERIES - FREE THROWS MADE**

1. Lonny Baxter (02)	30
2. Juan Dixon (02)	29
3. Lonny Baxter (01)	21
Len Bias (86)21	
5. Joe Smith (94)	20
Tom Young (58)	20

**GAME - FREE THROWS MADE**

1. Lonny Baxter vs. Connecticut (E, RF, 3-24-02)	15
2. Len Bias vs. Pepperdine (W, 1R, 3-14-86)	12
3. Joe Smith vs. Texas (W, 2R, 3-18-95)	11
Rudy Archer vs. UC Santa Barbara (SE, 1R, 3-18-88)	11

5. Byron Mouton vs. George Mason (W, 1R, 3-15-01)	9
Joe Smith vs. Saint Louis (MW, 1R, 3-17-94)	9
Len Bias vs. UNLV (W, 2R, 3-16-86)	9

**CAREER - FREE THROWS ATT.**

1. Lonny Baxter (99, 00, 01, 02)	105
2. Juan Dixon (99, 00, 01, 02)	70
3. Keith Booth (94, 95, 96, 97)	48
Adrian Branch (83, 84, 85)	48
5. Joe Smith (94, 95)	45

**SERIES - FREE THROWS ATT.**

1. Lonny Baxter (02)	42
2. Lonny Baxter (01)	35
3. Juan Dixon (02)	33
4. Keith Booth (94)	28
5. Joe Smith (94)	25
Tom Young (58)	25

**GAME - FREE THROWS ATT.**

1. Lonny Baxter vs. Connecticut (E, RF, 3-24-02)	18
2. Joe Smith vs. Texas (W, 2R, 3-18-95)	16
3. Len Bias vs. Pepperdine (W, 1R, 3-14-86)	14
4. Lonny Baxter vs. Georgetown (W, RSF, 3-22-01)	13

**CAREER - FREE THROW PCT. (MIN. 12 ATT.)**

1. Byron Mouton (01, 02)	.929 (26 of 28)
Drew Nicholas (00, 01, 02, 03)	.889 (32 of 36)
3. Len Bias (83, 84, 85, 86)	.864 (38 of 44)
John Lucas (73, 75)	.864 (19 of 22)
5. Juan Dixon (99, 00, 01, 02)	.829 (58 of 70)

**SERIES - FREE THROW PCT. (MIN. 10 ATT.)**

1. Tahj Holden (02)	1.000 (15 of 15)
2. Byron Mouton (02)	.941 (16 of 17)
3. Rudy Archer (88)	.929 (13 of 14)
4. Steve Sheppard (75)	.917 (11 of 12)
5. Len Bias (86)913 (21 of 23)	

**GAME - FREE THROW PCT. (MIN. 7 ATT.)**

1. Byron Mouton vs. George Mason (W, 1R, 3-15-01)	1.000 (9 of 9)
Len Bias vs. UNLV (W, 2R, 3-16-86)	1.000 (9 of 9)
John Lucas vs. Notre Dame (MW, RSF, 3-20-75)	1.000 (8 of 8)
Juan Dixon vs. George Mason (W, 1R, 3-15-01)	1.000 (7 of 7)
5. Rudy Archer vs. UC Santa Barbara (SE, 1R, 3-18-88)	.917 (11 of 12)

\*Len Elmore shot 12-for-12 from the free throw line in the championship game of the 1972 NIT.

**CAREER - REBOUNDS**

1. Lonny Baxter (99, 00, 01, 02)	137 (8.6)
2. Terence Morris (98, 99, 00, 01)	85 (6.5)
3. Joe Smith (94, 95)	73 (12.2)
4. Keith Booth (94, 95, 96, 97)	68 (8.5)

**SERIES - REBOUNDS**

1. Lonny Baxter (02)	51 (8.5)
2. Lonny Baxter (01)	50 (10.0)
3. Joe Smith (95)	39 (13.0)
4. Terence Morris (01)	38 (7.6)
5. Keith Booth (95)	37 (12.3)

**SINGLE GAME - REBOUNDS**

1. Joe Smith vs. Texas (W, 2R, 3-18-95)	21
2. Tom Roy vs. Louisville (MW, RF, 3-22-75)	20
3. Ryan Randle vs. UNC Wilmington (S, 1R, 3-21-03)	16
Buck Williams vs. UT-Chattanooga (ME, 1R, 3-12-81)	16



Juan Dixon

5. Keith Booth vs. Gonzaga (W, 1R, 3-16-95)	15
Joe Smith vs. Saint Louis (MW, 1R, 3-17-94)	15
Buck Williams vs. Georgetown (E, RSF, 3-14-80)	15

**CAREER - REBOUNDING AVERAGE**

1. Buck Williams (80, 81)	12.5 (50)
2. Joe Smith (94, 95)	12.2 (73)
3. Ernest Graham (80, 81)	8.8 (35)
4. Lonny Baxter (99, 00, 01, 02)	8.6 (137)
5. Keith Booth (94, 95)	8.5 (68)

**SERIES - REBOUNDING AVERAGE**

1. Joe Smith (95)	13.0 (39)
Buck Williams (81)	13.0 (26)
3. Keith Booth (95)	12.3 (37)
4. Buck Williams (80)	12.0 (24)
Len Elmore (73)	12.0 (24)

**CAREER - ASSISTS**

1. Steve Blake (00, 01, 02, 03)	97 (6.1)
2. Keith Gatlin (84, 85, 86, 88)	69 (7.7)
3. Juan Dixon (99, 00, 01, 02)	43 (2.7)
4. Terrell Stokes (96, 97, 98, 99)	39 (4.9)
5. Duane Simpkins (94, 95, 96)	38 (5.4)

**SERIES - ASSISTS**

1. Steve Blake (02)	40 (6.7)
2. Steve Blake (01)	30 (6.0)
3. Keith Gatlin (85)	24 (8.0)
4. Duane Simpkins (94)	22 (7.3)

**SINGLE GAME - ASSISTS**

1. Keith Gatlin vs. Navy (SE, 2R, 3-17-85)	12
2. Steve Blake vs. Kansas (FF, NSF, 3-30-02)	11
Steve Blake vs. Siena (E, 1R, 3-15-02)	11
Duane Simpkins vs. Saint Louis (MW, 1R, 3-17-94)	11

**CAREER - ASSISTS AVERAGE**

1. Keith Gatlin (84, 85, 86, 88)	7.7 (69)
2. Steve Blake (00, 01, 02, 03)	6.1 (97)
3. Duane Simpkins (94, 95, 96)	5.4 (38)
4. Terrell Stokes (96, 97, 98, 99)	4.9 (39)

**SERIES - ASSISTS AVERAGE**

1. Keith Gatlin (84)	8.5 (17)
2. Keith Gatlin (85)	8.0 (24)
3. Keith Gatlin (86)	7.5 (15)
4. Duane Simpkins (94)	7.3 (22)



Buck Williams

**CAREER - BLOCKED SHOTS**

1. Terence Morris (98, 99, 00, 01)	21
2. Lonny Baxter (99, 00, 01, 02)	22
3. Joe Smith (94, 95)	14
Derrick Lewis (85, 86)	14
5. Tahj Holden (00, 01, 02, 03)	12

**SERIES - BLOCKED SHOTS**

1. Lonny Baxter (02)	13
Terence Morris (01)	8
Joe Smith (95)	8
4. Chris Wilcox (02)	7

**GAME - BLOCKED SHOTS**

1. Joe Smith vs. Texas (W, 2R, 3-18-95)	7
2. Chris Wilcox vs. Kansas (FF, NSF, 3030-02)	4
Lonny Baxter vs. Wisconsin (E, 2R, 3-17-02)	4
Terence Morris vs. Georgetown (W, RSF, 3-22-01)	4
Lonny Baxter vs. Iona (MW, 1R, 3-16-00)	4
Derrick Lewis vs. UNLV (W, 2R, 3-16-86)	4
Derrick Lewis vs. Miami-OH (SE, 1R, 3-15-85)	4

**CAREER - STEALS**

1. Juan Dixon (99, 00, 01, 02)	30
2. Steve Blake (00, 01, 02, 03)	27
3. Johnny Rhodes (94, 95, 96)	15
4. Terence Morris (98, 99, 00, 01)	14
5. Byron Mouton (01, 02)	13

**SERIES - STEALS**

1. Juan Dixon (01)	14
2. Juan Dixon (02)	12
3. Steve Blake (03)	9
Steve Blake (02)	9
5. Chris Wilcox (02)	8
Byron Mouton (02)	8

**SINGLE GAME - STEALS**

1. Steve Blake vs. Michigan State (S, RSF, 3-28-03)	5
Juan Dixon vs. Kansas (FF, NSF, 3-30-02)	5
Johnny Rhodes vs. Santa Clara (W, 1R, 3-15-96)	5
Derrick Lewis vs. UC Santa Barbara (SE, 1R, 3-18-89)	5
5. Juan Dixon vs. Georgia State (W, 2R, 3-17-01)	4
Steve Francis vs. Creighton (S, 2R, 3-13-99)	4
Johnny Rhodes vs. Michigan (MW, RSF, 3-24-94)	4
Joe Smith vs. Texas (W, 2R, 3-18-95)	4
Albert King vs. Georgetown (E, RSF, 3-14-80)	4

# NCAA TEAM RECORDS

## MARYLAND TEAM

### LARGEST MARGIN OF VICTORY

30 vs. Wisconsin (87-57), 3-17-02

### LARGEST MARGIN OF DEFEAT

35 vs. UCLA (105-70), 3-18-00; vs. Indiana (99-64), 3-14-81

### OVERTIME PERIODS

1- Maryland def. Miami-OH, 69-68, 3-15-85

### POINTS

Series High- 502 in 2002 (6 games)

Single Game High- 102 vs. West Virginia, 3-17-84

Single Game Low- 43 vs. Villanova, 3-22-85

### SCORING AVERAGE

Series High- 90.0 in 1973 (180 in 2 games)

Series Low- 51.0 in 1983 (102 in 2 games)

### FIELD GOALS MADE

Series High- 170 in 2002 (6 games)

Single Game High- 40 vs. Providence, 3-17-73

Single Game Low- 16 vs. Manhattan, 3-15-58

### FIELD GOALS ATTEMPTED

Series High- 357 in 2002 (6 games)

Single Game High- 83 vs. Connecticut, 3-23-95

Single Game Low- 39 vs. Houston, 3-19-83

### FIELD GOAL PCT.

Series High- .583 in 1980 (67 of 115, 2 games)

Series Low- .398 in 1958 (68 of 171, 3 games)

Single Game High- .667 vs. West Virginia (36 of 54), 3-17-84

Single Game Low- .271 vs. Manhattan (16 of 59), 3-15-58

### 3-POINT FIELD GOALS MADE

Series High- 37 in 2002 (6 games)

Single Game High- 11 vs. Arizona, 3-19-98

Single Game Low- 0 vs. Texas, 3-18-95

### 3-POINT FIELD GOALS ATTEMPTED

Series High- 93 in 2002 (6 games)

Single Game High- 29 vs. Santa Clara, 3-15-96

Single Game Low- 5 vs. Texas, 3-18-95;

vs. Saint Louis, 3-17-94

### 3-POINT FIELD GOAL PCT.

Series High- .410 in 1988 (16 of 39, 2 games)

Series Low- .262 in 1995 (11 of 42, 3 games)

Single Game High- .800 vs. Massachusetts (8 of 10), 3-19-94

Single Game Low- .000 vs. Texas (0 of 5), 3-18-95

### FREE THROWS MADE

Series High- 124 in 2002 (6 games)

Single Game High- 31 vs. Connecticut, 3-24-02

Single Game Low- 4 vs. Indiana, 3-14-81

### FREE THROWS ATTEMPTED

Series High- 154 in 2002 (6 games)

Single Game High- 42 vs. Boston College, 3-11-58

Single Game Low- 6 vs. Indiana, 3-14-81

### FREE THROW PCT.

Series High- .824 in 1985 (28 of 34, 3 games)

Series Low- .588 in 1983 (20 of 34, 2 games);  
in 1980 (20 of 34, 2 games)

Single Game High- .917 vs. Miami-OH (11 of 12), 3-15-85

Single Game Low- .455 vs. Santa Clara (10 of 22), 3-15-96

### REBOUNDS

Series High- 231 in 2002 (6 games)

Single Game High- 54 vs. Boston College, 3-11-58

Single Game Low- 23 vs. Kentucky, 3-20-88; vs. Navy, 3-17-85; vs. Houston, 3-19-83

### REBOUNDING AVERAGE

Series High- 48.3 in 1995 (145 in 3 games)

Series Low- 25.0 in 1988 (50 in 2 games)

### FOULS

Series High- 108 in 2001 (5 games)

Single Game High- 31 vs. Santa Clara, 3-15-96

Single Game Low- 11 vs. Illinois, 3-14-98

### ASSISTS

Series High- 102 in 2002 (6 games)

Single Game High- 25 vs. Siena, 3-15-02

Single Game Low- 7 vs. Houston, 3-19-83

### BLOCKED SHOTS

Series High- 28 in 2002 (6 games)

Single Game High- 8 vs. Miami-OH, 3-15-85

Single Game Low- 0 vs. several opponents

### STEALS

Series High- 50 in 2002 (6 games)

Single Game High- 13 vs. Santa Clara, 3-15-96

Single Game Low- 1 vs. Houston, 3-19-83;  
vs. Notre Dame, 3-20-75

## OPPONENT TEAM

### POINTS

Series High- 417 in 2002 (6 games)

Single Game High- 105 by UCLA, 3-18-00

Single Game Low- 46 by Villanova, 3-22-85

### SCORING AVERAGE

Series High- 89.0 in 1973 (178 in 2 games)

Series Low- 55.5 in 1983 (111 in 2 games)

### FIELD GOALS MADE

Series High- 146 in 2002 (6 games)

Single Game High- 43 by Providence, 3-17-83

Single Game Low- 17 by Villanova, 3-22-85;  
by Boston College, 3-11-58

### FIELD GOALS ATTEMPTED

Series High- 365 in 2002 (6 games)

Single Game High- 74 by Connecticut, 3-23-95

Single Game Low- 39 by Houston, 3-19-83

### FIELD GOAL PCT.

Series High- .570 in 1973 (77 of 135, 2 games)

Series Low- .343 in 1958 (68 of 198, 3 games)

Single Game High- .651 by Indiana (41 of 63), 3-14-81

Single Game Low- .243 by Boston College  
(17 of 70), 3-11-58

### 3-POINT FIELD GOALS MADE

Series High- 46 in 2002 (6 games)

Single Game High- 14 by UCLA, 3-18-00

Single Game Low- 3 by Utah State, 3-12-98; by Texas, 3-18-95; by Massachusetts, 3-19-94

### 3-POINT FIELD GOALS ATTEMPTED

Series High- 124 in 2002 (6 games)

Single Game High- 32 by Creighton, 3-13-99

Single Game Low- 9 by Kentucky, 3-20-88

### 3-POINT FIELD GOAL PCT.

Series High- .517 in 1988 (15 of 29, 2 games)

Series Low- .250 in 1995 (15 of 60, 3 games)

Single Game High- .560 by UCLA (14 of 25), 3-18-00

Single Game Low- .143 by Texas (3 of 21), 3-18-95

### FREE THROWS MADE

Series High- 98 in 2001 (5 games)

Single Game High- 34 by Santa Clara, 3-15-96

Single Game Low- 2 by Indiana, 4-1-02

### FREE THROWS ATTEMPTED

Series High- 137 in 2001 (5 games)

Single Game High- 41 by Santa Clara, 3-15-96

Single Game Low- 6 by Illinois, 3-14-98

### FREE THROW PCT.

Series High- .903 in 1981 (28 of 31, 2 games)

Series Low- .463 in 1983 (19 of 41, 2 games)

Single Game High- 1.000 by Siena (10 of 10), 3-15-02;  
UT-Chattanooga (11 of 11), 3-12-81

Single Game Low- .286 by Indiana (2 of 7), 4-1-02

### REBOUNDS

Series High- 210 in 2002 (6 games)

Single Game High- 46 by Temple, 3-14-58

Single Game Low- 23 by Saint Louis, 3-17-94;  
by Syracuse, 3-15-73

### REBOUNDING AVERAGE

Series High- 43.0 in 1958 (129 in 3 games)

Series Low- 29.0 in 1984 (58 in 2 games)

### FOULS

Series High- 126 in 2002 (6 games)

Single Game High- 28 by Georgetown, 3-22-01

Single Game Low- 9 by Indiana, 3-14-81

### ASSISTS

Series High- 85 in 2002 (6 games)

Single Game High- 28 by UCLA, 3-18-00

Single Game Low- 5 by Texas, 3-18-95

### BLOCKED SHOTS

Series High- 23 in 2002 (6 games); in 2001 (5 games)

Single Game High- 8 by St. John's, 3-18-99;

by Arizona, 3-19-98

Single Game Low- 0 by several opponents

### STEALS

Series High- 43 in 2002 (6 games)

Single Game High- 14 by Creighton, 3-13-99

Single Game Low- 0 by Notre Dame, 3-20-75



20  
06

MARYLAND

27  
SPORTS

1  
TEAM

FEAR THE TURTLE!

# NCAA TEAM MISCELLANY

## ALL-TIME ROSTER - NCAA TOURNAMENT GAMES

**A**  
 Jeff Adkins (7-7; 83, 84, 85)  
 Rudy Archer (2-2; 88)

**B**  
 Earl Badu (2-0; 00, 02)  
 Taylor Baldwin (3-0; 80, 81)  
 Jeff Baxter (9-2; 83, 84, 85, 86)  
 Lonny Baxter (16-16; 99, 00, 01, 02)  
 Jerry Bechtle (2-0; 58)  
 Len Bias (9-9; 83, 84, 85, 86)  
 Steve Blake (16-16; 00, 01, 02, 03)  
 Bob Bodell (2-2; 73)  
 Keith Booth (8-8; 94, 95, 96, 97)  
 Nick Bosnic (3-0; 94)  
 John Boyle (1-0; 75)  
 Adrian Branch (7-7; 83, 84, 85)  
 Wayne Bristol (6-0; 94, 95)  
 Darrell Brown (2-0; 73)  
 Owen Brown (5-3; 73, 75)  
 Al Bunge (3-3; 58)

**C**  
 Nik Caner-Medley (5-4; 03, 04)  
 LaRon Cephas (5-0; 98, 99, 00)  
 Ben Coleman (4-4; 83, 84)  
 Andre Collins (5-0; 02, 03)

**D**  
 Gene Danko (3-0; 58)  
 Brad Davis (3-3; 75)  
 Nick Davis (3-3; 58)  
 Dave Dickerson (3-0; 86, 88)  
 Juan Dixon (16-13; 99, 00, 01, 02)  
 Chuck Driesell (1-0; 84)

**E**  
 Obinna Ekezie (5-5; 96, 97, 98)  
 Rodney Elliott (7-4; 95, 96, 97, 98)  
 Len Elmore (2-2; 73)

**F**  
 Ed Farmer (2-1; 83)  
 Norman Fields (3-0; 96, 99)  
 Mark Fothergill (4-1; 83-84)  
 Steve Francis (3-3; 99)

**G**  
 John Gilchrist (5-2; 03, 04)  
 Travis Garrison (5-2; 03, 04)  
 Keith Gatlin (9-7; 84, 85, 86, 88)  
 Ernest Graham (4-4; 80, 81)  
 Mike Grinnon (1-0; 02)

**H**  
 Billy Hahn (4-0; 73, 75)  
 Matt Hahn (2-0; 99, 00)  
 Jim Halleck (3-0; 58)  
 Exree Hipp (7-7; 94, 95, 96)  
 Pete Holbert (1-0; 84)  
 Tahj Holden (16-4; 00, 01, 02, 03)  
 Steve Hood (2-0; 88)  
 Maurice Howard (5-0; 73, 75)

**I-J**  
 Ekene Ibekwe (2-0, 04)  
 Reggie Jackson (4-4; 80, 81)  
 Sarunas Jasikevicius (7-3; 95, 96, 97, 98)  
 John Johnson (1-0; 86)  
 Mike Jones (2-0, 04)  
 Tom Jones (5-0; 85, 86)  
 Donny Judd (3-0; 94, 95)

**K**  
 Albert King (4-4; 80, 81)  
 Matt Kovarik (9-0; 94, 95, 97, 98)  
 Pete Krukar (1-0; 58)

**L**  
 Derrick Lewis (7-7; 85, 86, 88)  
 Terry Long (7-2; 84, 85, 86)  
 John Lucas (5-5; 73, 75)  
 Mario Lucas (7-0; 94, 95, 96)

**M**  
 Greg Manning (4-4; 80, 81)  
 Mike Mardesich (13-0; 98, 99, 00, 01)  
 Tony Massenburg (2-2; 88)  
 Calvin McCall (8-1; 00, 02, 03)  
 Teyon McCoy (2-0; 88)  
 Chris McCray (2-2, 04)  
 Tom McMillen (2-2; 73)  
 Charles McNeill (3-3; 58)  
 Danny Miller (9-1; 99, 00, 01)  
 Perry Moore (2-0; 58)  
 Dutch Morley (4-0; 80, 81)  
 Terence Morris (13-10; 98, 99, 00, 01)  
 Byron Mouton (11-11; 01, 02)  
 Bill Murphy (2-0; 58)

**N**  
 John Nacincik (3-3; 58)  
 John Newsome (1-0; 75)  
 Drew Nicholas (16-3; 00, 01, 02, 03)

**O**  
 Jim O'Brien (2-2; 73)

**P**  
 Chris Patton (3-0; 75)  
 Charles Pittman (2-0; 81)  
 Rich Porac (1-0; 73)  
 Laron Profit (8-7; 96, 97, 98, 99)

**R**  
 Ryan Randle (9-3; 02, 03)  
 Matt Raydo (4-0; 94, 95, 96)  
 Johnny Rhodes (7-7; 94, 95, 96)  
 Steve Rivers (4-0; 81, 83)  
 Tom Roy (5-3; 73, 75)

**S**  
 Steve Sheppard (3-3; 75)  
 Kurtis Shultz (3-0; 94, 95)  
 Duane Simpkins (7-7; 94, 95, 96)  
 Jamar Smith (5-2; 03, 04)  
 Joe Smith (6-6; 94, 95)  
 Terrell Stokes (8-7; 96, 97, 98, 99)  
 D.J. Strawberry (2-0, 04)

**V**  
 Herman Veal (2-2; 84)

**W**  
 Rodney Walker (1-0; 88)  
 Brian Watkins (2-0; 99)  
 Julian Weingarten (1-0; 58)  
 Howard White (2-0; 73)  
 Chris Wilcox (11-6; 01, 02)  
 Brian Williams (2-2; 88)  
 Buck Williams (4-4; 80, 81)

**Y**  
 Tom Young (3-3; 58)

## TERPS ON NCAA ALL-TOURNAMENT TEAMS

**Lonny Baxter**  
 2002 – Final Four  
 2002 – East Region MVP  
 2001 – West Region MVP



Lonny Baxter

**Juan Dixon**  
 2002 – Final Four MVP  
 2002 – East Region  
 2001 – West Region



Juan Dixon

**Chris Wilcox**  
 2002 – Final Four

**Adrian Branch**  
 1985 – Southeast Region

**John Lucas**  
 1975 – Midwest Region

**Tom McMillen**  
 1973 – East Region

**Nick Davis**  
 1958 – East Region



Nick Davis



John Lucas



Tom McMillen

## NCAA TOURNAMENT STARTING LINEUPS

Year	Lineup
1958	F Charles McNeil, F John Nacincik, C Al Bunge, G Nick Davis, G Tom Young
1973	F Jim O'Brien, F Len Elmore, C Tom McMillen, G John Lucas, G Bob Bodell
1975	F Steve Sheppard, F Owen Brown, C Tom Roy, G John Lucas, G Brad Davis
1980	F Albert King, F Ernest Graham, C Buck Williams, G Reggie Jackson, G Greg Manning
1981	F Albert King, F Ernest Graham, C Buck Williams, G Reggie Jackson, G Greg Manning
1983	F Len Bias, F Ed Farmer, F Mark Fothergill, C Ben Coleman, G/F Adrian Branch, G Jeff Adkins
1984	F Len Bias, F Herman Veal, C Ben Coleman, G/F Adrian Branch, G Jeff Adkins
1985	F Len Bias, G/F Adrian Branch, F/C Derrick Lewis, G Keith Gatlin, G Jeff Adkins
1986	F Len Bias, F/C Derrick Lewis, C Terry Long, G Keith Gatlin, G Jeff Baxter
1988	F Tony Massenburg, F Derrick Lewis, C Brian Williams, G Keith Gatlin, G Rudy Archer
1994	F Exree Hipp, F/G Keith Booth, F/C Joe Smith, G Duane Simpkins, G Johnny Rhodes
1995	F Exree Hipp, F/G Keith Booth, F/C Joe Smith, G Duane Simpkins, G Johnny Rhodes
1996	F Exree Hipp, F/G Keith Booth, C Obinna Ekezie, G Duane Simpkins, G Johnny Rhodes
1997	F Laron Profit, F Rodney Elliott, C Obinna Ekezie, G Terrell Stokes, G Keith Booth
1998	F Laron Profit, F Rodney Elliott, C Obinna Ekezie, G Terrell Stokes, G Sarunas Jasikevicius
1999	F Laron Profit, F Terence Morris, C Lonny Baxter, G Terrell Stokes, G Steve Francis
2000	F Danny Miller, F Tahj Holden, F Terence Morris, C Lonny Baxter, G Juan Dixon, G Steve Blake
2001	F Byron Mouton, F Terence Morris, C Lonny Baxter, G Juan Dixon, G Steve Blake
2002	F Byron Mouton, F Chris Wilcox, C Lonny Baxter, G Juan Dixon, G Steve Blake
2003	F Nik Caner-Medley/Calvin McCall, F Tahj Holden, F/C Ryan Randle, G Drew Nicholas, G Steve Blake
2004	F Nik Caner-Medley, F Travis Garrison, C Jamar Smith, G Chris McCray, G John Gilchrist